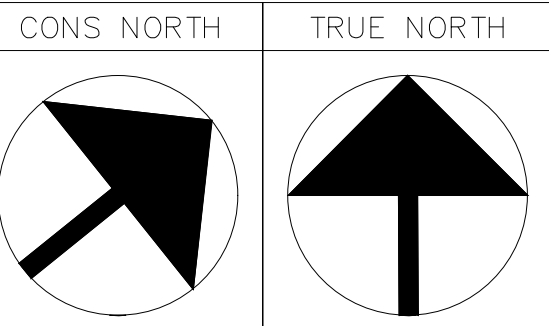



SITE PLAN



- GENERAL NOTES:
1. VERIFY ALL DIMENSIONS PRIOR TO CONSTRUCTION.
  2. DO NOT SCALE DRAWINGS. USE WRITTEN DIMENSIONS.
  3. USE ONLY LATEST REVISED DRAWINGS.
  4. REPORT ANY ERRORS OR OMISSIONS TO THE ARCHITECT OR DESIGN ENGINEER AS APPLICABLE.
  5. THE DRAWINGS ARE THE PROPERTY OF THE ARCHITECT AND MUST BE RETURNED UPON THE COMPLETION OF THE PROJECT. ANY UNAUTHORIZED USE IS PROHIBITED.

NUMBER:	DATE:	DESCRIPTION:

ARCHITECT'S SEAL:

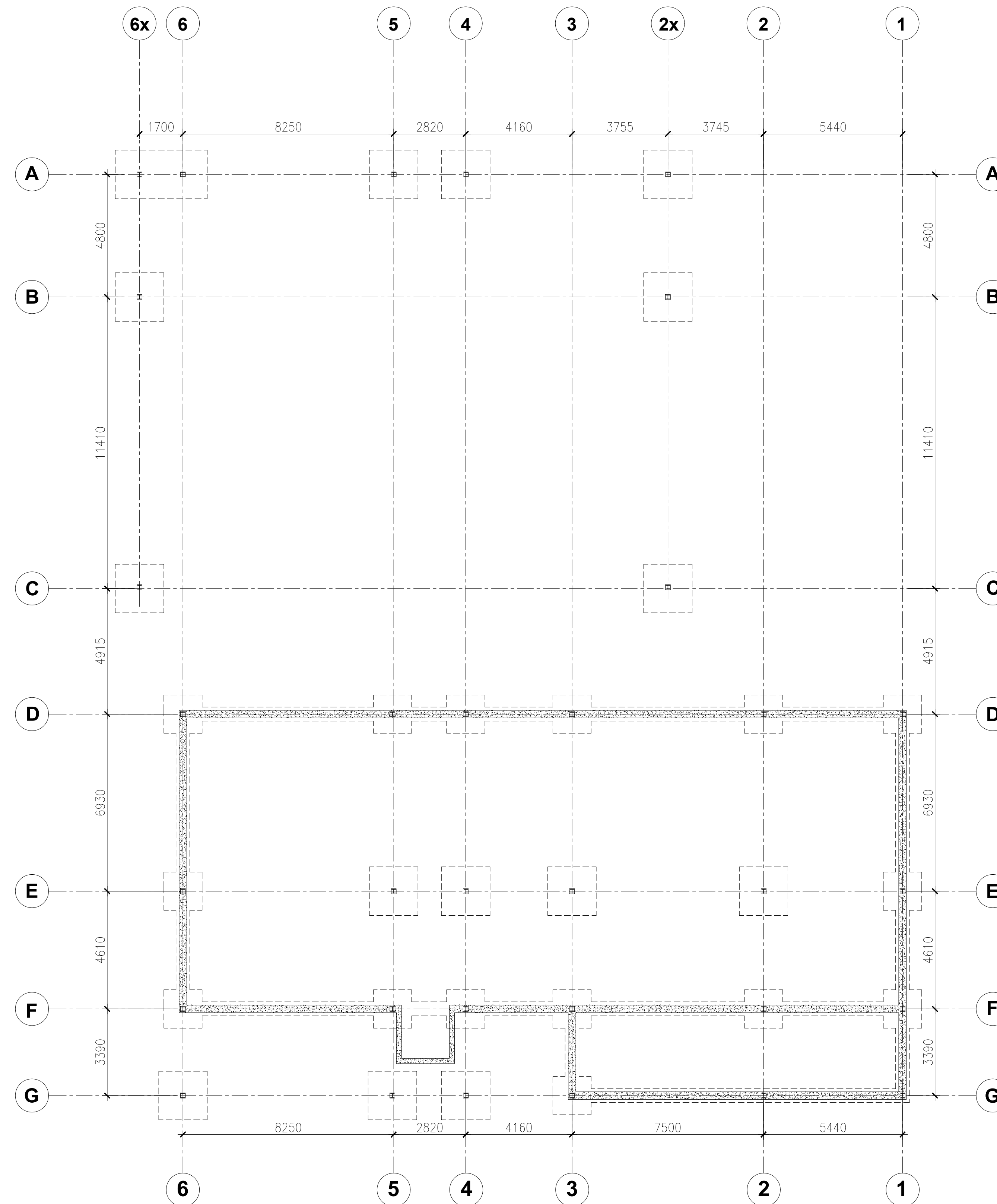


PROJECT NAME:  
FIRE STATION 123

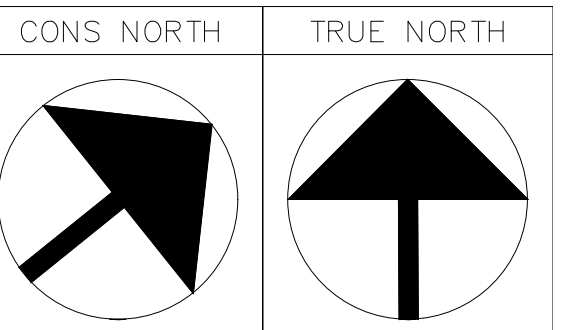
DRAWN BY: HARPUNEET KAUR  
DATE DRAWN: APRIL 16, 2023

SHEET TITLE:  
SITE PLAN

SCALE: 1:150  
SHEET NUMBER: A100



FOUNDATION PLAN



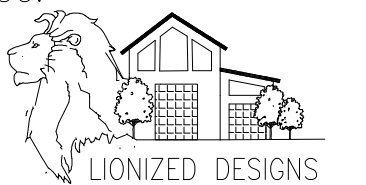
GENERAL NOTES:

1. VERIFY ALL DIMENSIONS PRIOR TO CONSTRUCTION.
2. DO NOT SCALE DRAWINGS. USE WRITTEN DIMENSIONS.
3. USE ONLY LATEST REVISED DRAWINGS.
4. REPORT ANY ERRORS OR OMISSIONS TO THE ARCHITECT OR DESIGN ENGINEER AS APPLICABLE.
5. THE DRAWINGS ARE THE PROPERTY OF THE ARCHITECT AND MUST BE RETURNED UPON THE COMPLETION OF THE PROJECT. ANY UNAUTHORIZED USE IS PROHIBITED.

NUMBER:	DATE:	DESCRIPTION:
---------	-------	--------------

ARCHITECT'S SEAL:

COMPANY NAME AND LOGO:



PROJECT NAME:

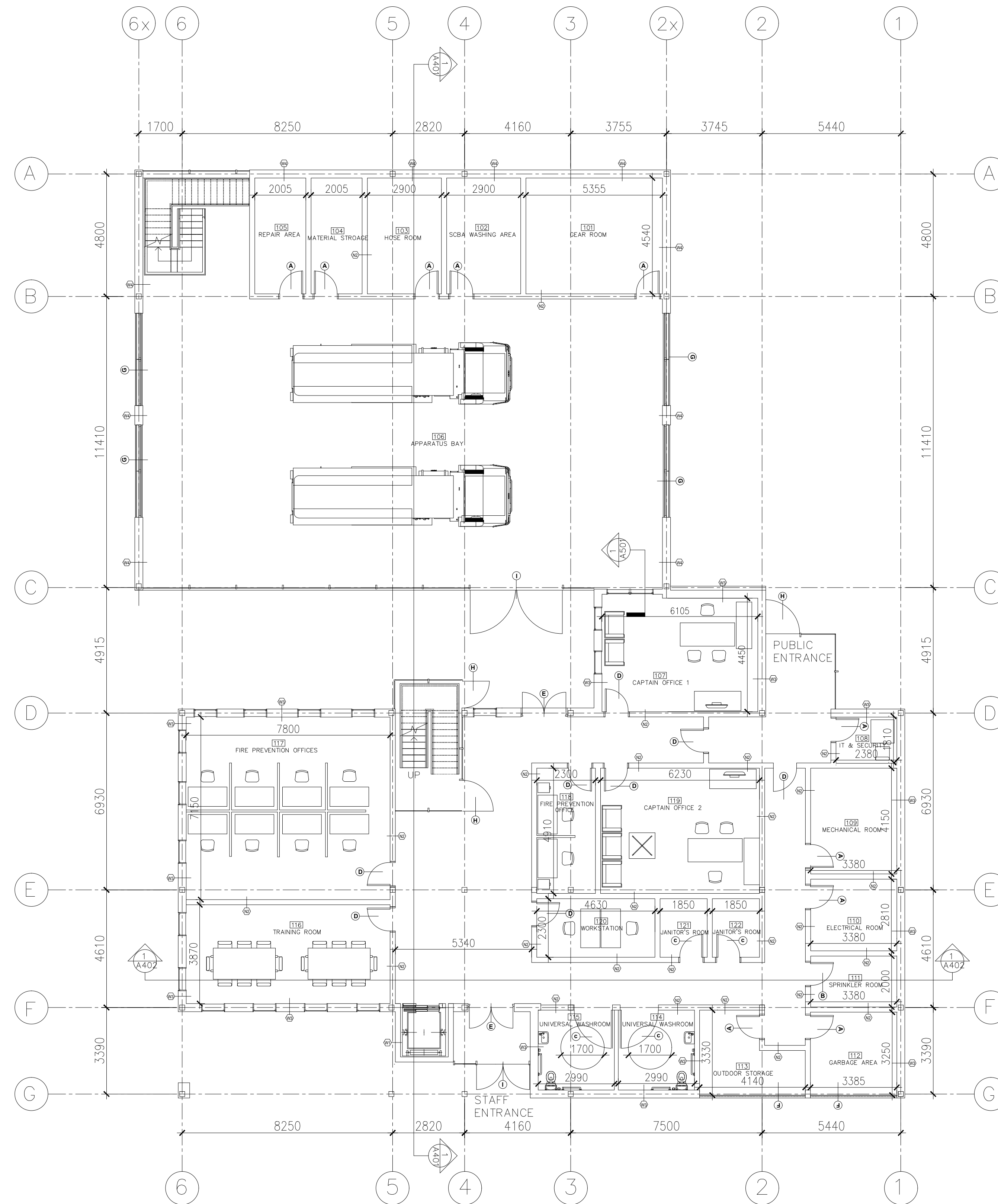
FIRE STATION 123

DRAWN BY: HARPUNEET KAUR	DATE DRAWN: APRIL 16, 2023
-----------------------------	-------------------------------

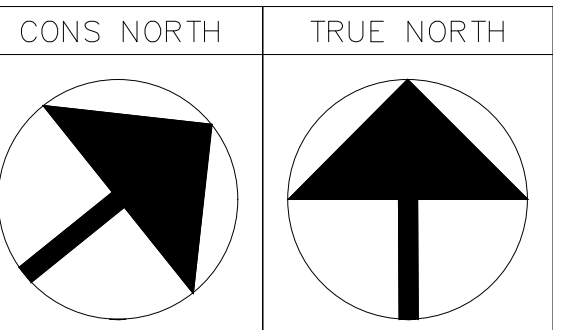
SHEET TITLE:

FOUNDATION PLAN

SCALE: 1:100	SHEET NUMBER: A101
-----------------	-----------------------



FIRST FLOOR PLAN




GENERAL NOTES:

1. VERIFY ALL DIMENSIONS PRIOR TO CONSTRUCTION.
2. DO NOT SCALE DRAWINGS. USE WRITTEN DIMENSIONS.
3. USE ONLY LATEST REVISED DRAWINGS.
4. REPORT ANY ERRORS OR OMISSIONS TO THE ARCHITECT OR DESIGN ENGINEER AS APPLICABLE.
5. THE DRAWINGS ARE THE PROPERTY OF THE ARCHITECT AND MUST BE RETURNED UPON THE COMPLETION OF THE PROJECT. ANY UNAUTHORIZED USE IS PROHIBITED.

NUMBER: DATE: DESCRIPTION:

ARCHITECT'S SEAL:

COMPANY NAME AND LOGO:



PROJECT NAME:

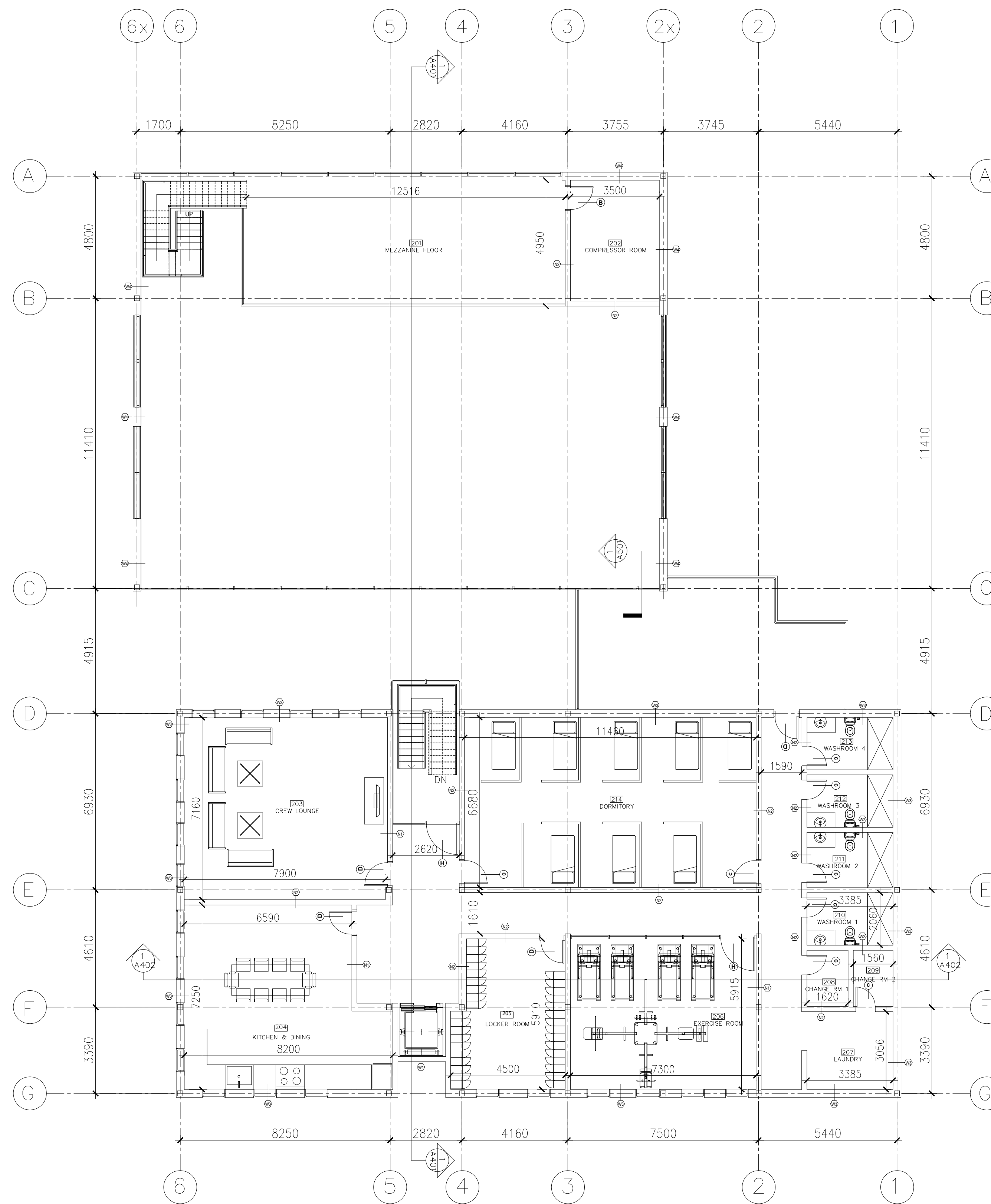
FIRE STATION 123

DRAWN BY: HARPUNEET KAUR  
DATE DRAWN: APRIL 16, 2023

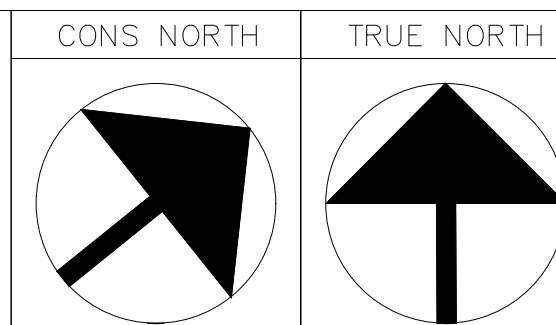
SHEET TITLE:

FIRST FLOOR PLAN

SCALE: 1:100  
SHEET NUMBER: A102



SECOND FLOOR PLAN



GENERAL NOTES:

1. VERIFY ALL DIMENSIONS PRIOR TO CONSTRUCTION.
2. DO NOT SCALE DRAWINGS. USE WRITTEN DIMENSIONS.
3. USE ONLY LATEST REVISED DRAWINGS.
4. REPORT ANY ERRORS OR OMISSIONS TO THE ARCHITECT OR DESIGN ENGINEER AS APPLICABLE.
5. THE DRAWINGS ARE THE PROPERTY OF THE ARCHITECT AND MUST BE RETURNED UPON THE COMPLETION OF THE PROJECT. ANY UNAUTHORIZED USE IS PROHIBITED.

NUMBER:      DATE:      DESCRIPTION:

ARCHITECT'S SEAL:

COMPANY NAME AND LOGO:



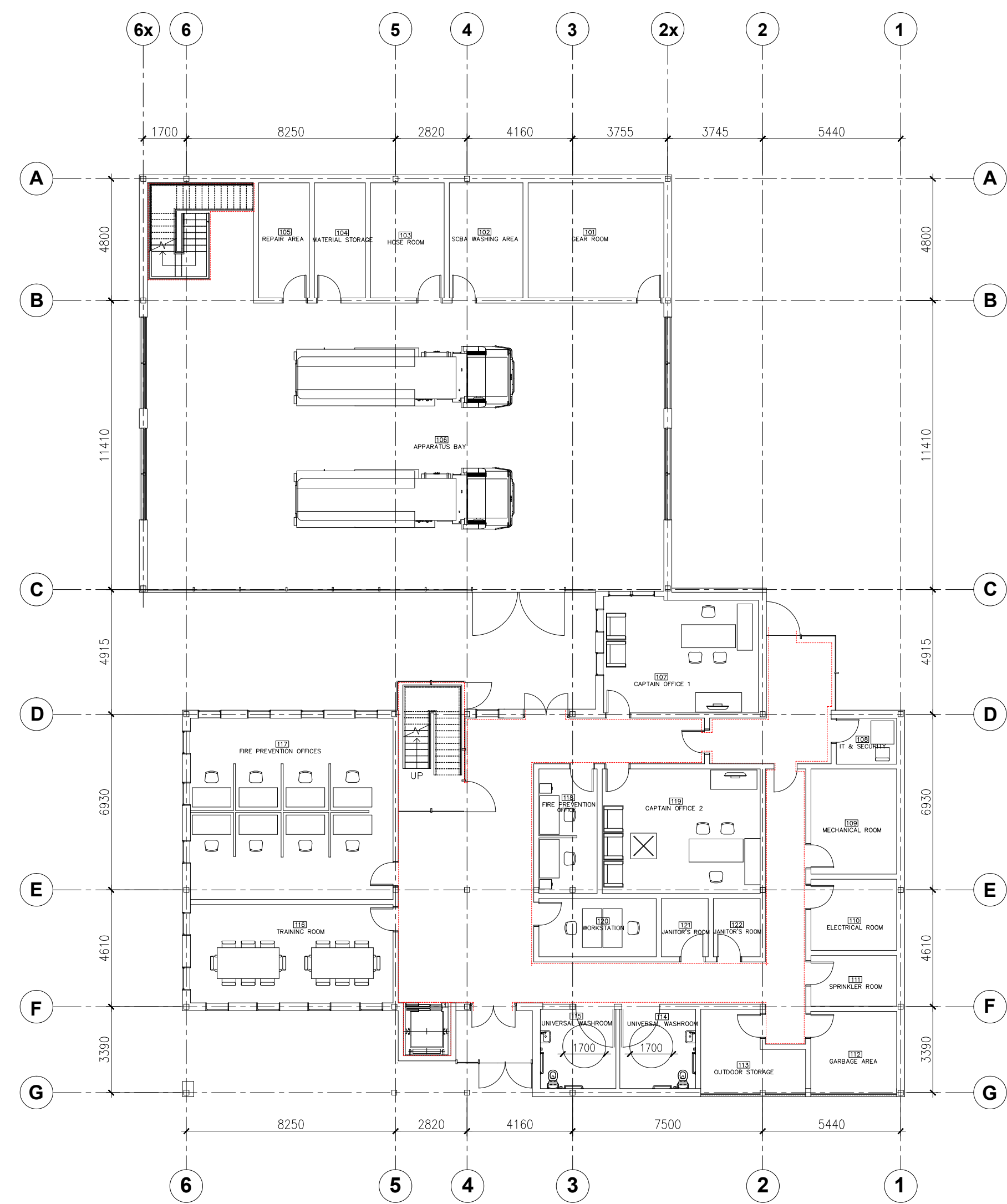
PROJECT NAME:

FIRE STATION 123

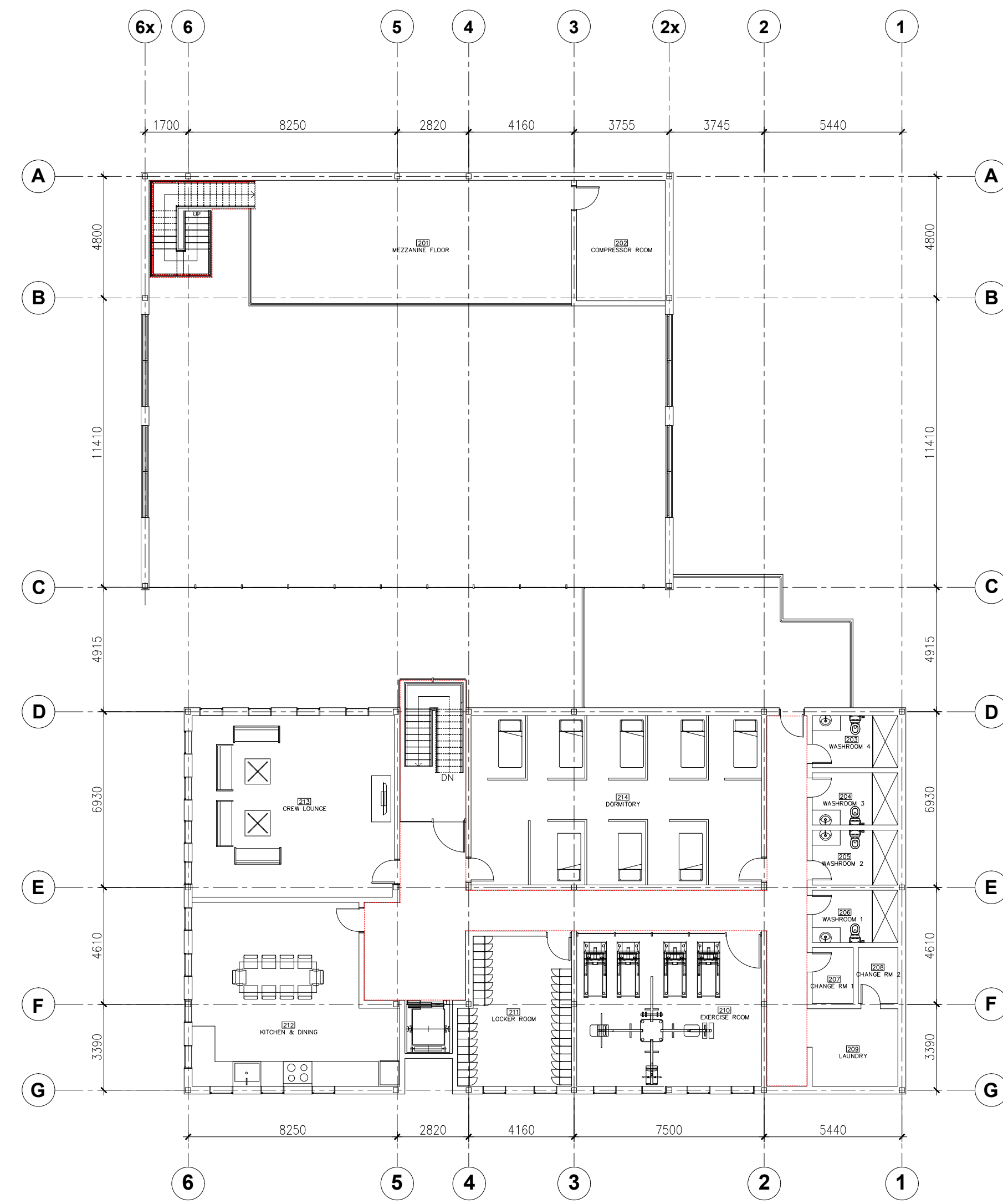
DRAWN BY:      DATE DRAWN:  
HARPUNEET KAUR      APRIL 16, 2023

SHEET TITLE:  
SECOND FLOOR PLAN

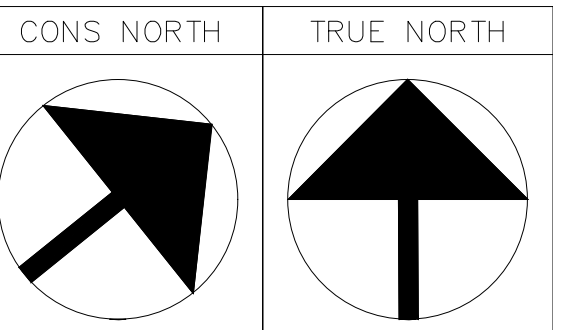
SCALE:      SHEET NUMBER:  
1:100      A103



FIRST FLOOR  
LIFE-SAFETY PLAN



SECOND FLOOR  
LIFE-SAFETY PLAN




GENERAL NOTES:

1. VERIFY ALL DIMENSIONS PRIOR TO CONSTRUCTION.
2. DO NOT SCALE DRAWINGS. USE WRITTEN DIMENSIONS.
3. USE ONLY LATEST REVISED DRAWINGS.
4. REPORT ANY ERRORS OR OMISSIONS TO THE ARCHITECT OR DESIGN ENGINEER AS APPLICABLE.
5. THE DRAWINGS ARE THE PROPERTY OF THE ARCHITECT AND MUST BE RETURNED UPON THE COMPLETION OF THE PROJECT. ANY UNAUTHORIZED USE IS PROHIBITED.

NUMBER:      DATE:      DESCRIPTION:

ARCHITECT'S SEAL:

COMPANY NAME AND LOGO:



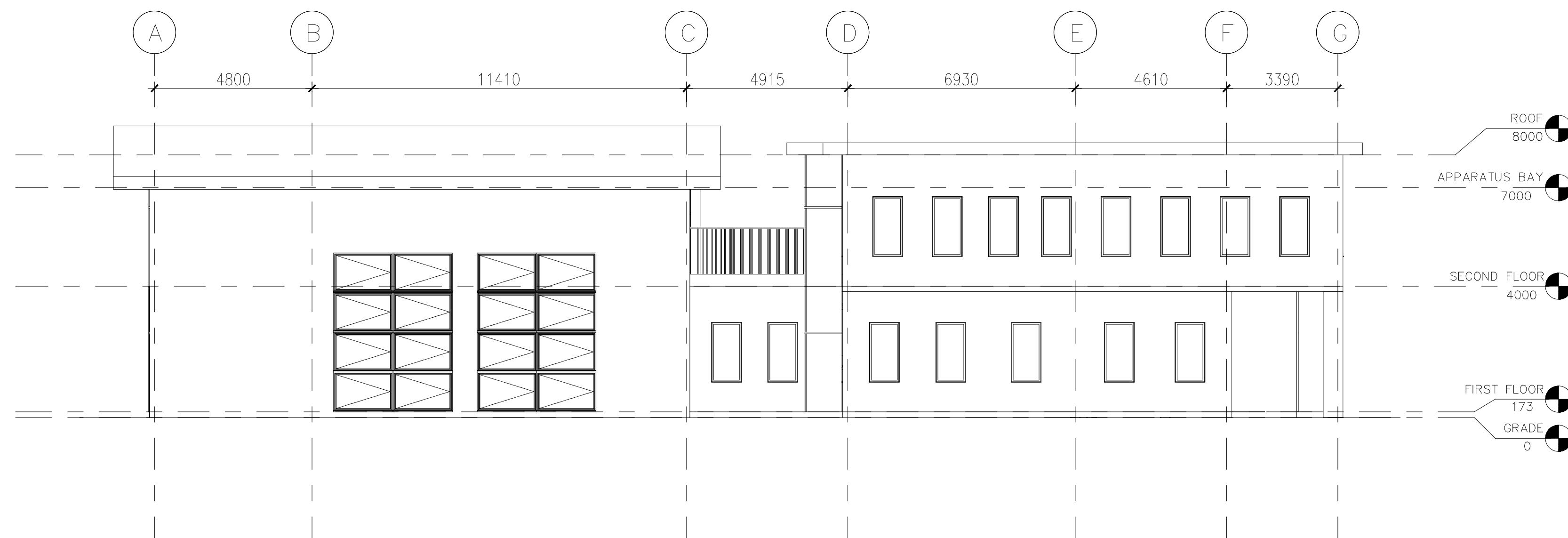
PROJECT NAME:

FIRE STATION 123

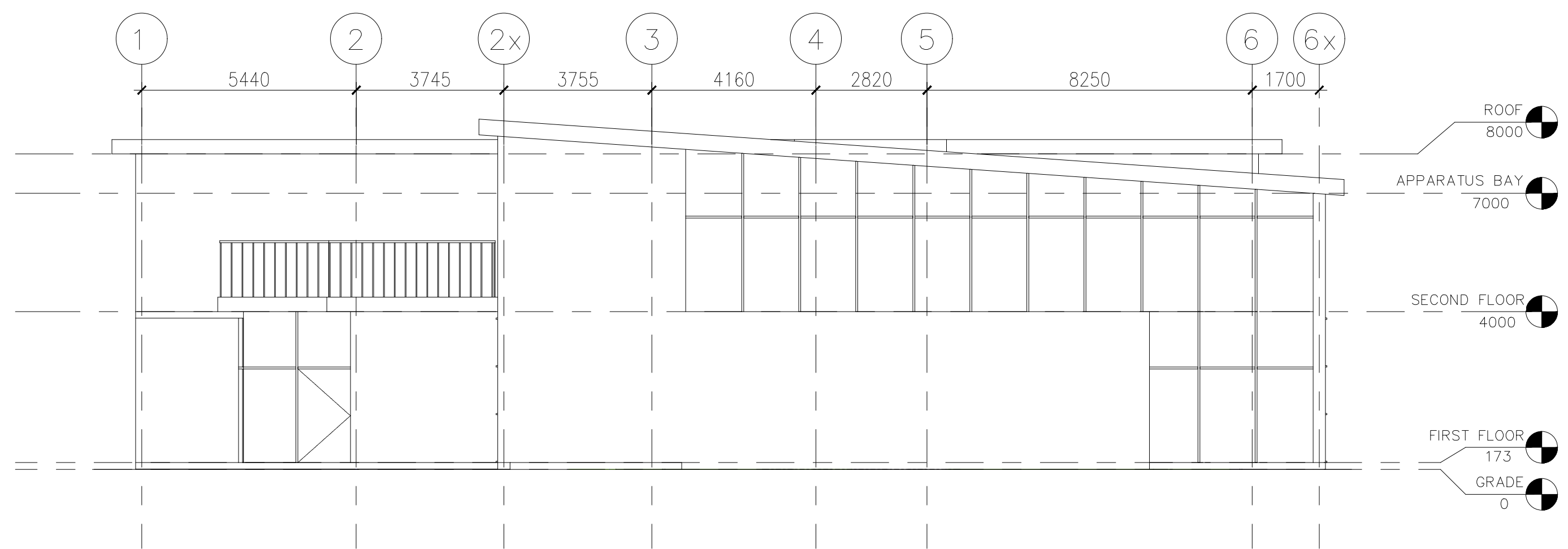
DRAWN BY:      DATE DRAWN:  
HARPUNEET KAUR      APRIL 16, 2023

SHEET TITLE:  
LIFE SAFETY PLANS

SCALE:      SHEET NUMBER:  
1:150      A201




1 WEST ELEVATION  
SCALE 1:100



1 NORTH ELEVATION  
SCALE 1:100

CONS NORTH TRUE NORTH



GENERAL NOTES:

1. VERIFY ALL DIMENSIONS PRIOR TO CONSTRUCTION.
2. DO NOT SCALE DRAWINGS. USE WRITTEN DIMENSIONS.
3. USE ONLY LATEST REVISED DRAWINGS.
4. REPORT ANY ERRORS OR OMISSIONS TO THE ARCHITECT OR DESIGN ENGINEER AS APPLICABLE.
5. THE DRAWINGS ARE THE PROPERTY OF THE ARCHITECT AND MUST BE RETURNED UPON THE COMPLETION OF THE PROJECT. ANY UNAUTHORIZED USE IS PROHIBITED.

NUMBER:	DATE:	DESCRIPTION:

ARCHITECT'S SEAL:

COMPANY NAME AND LOGO:



PROJECT NAME:

FIRE STATION 123

DRAWN BY: DATE DRAWN:

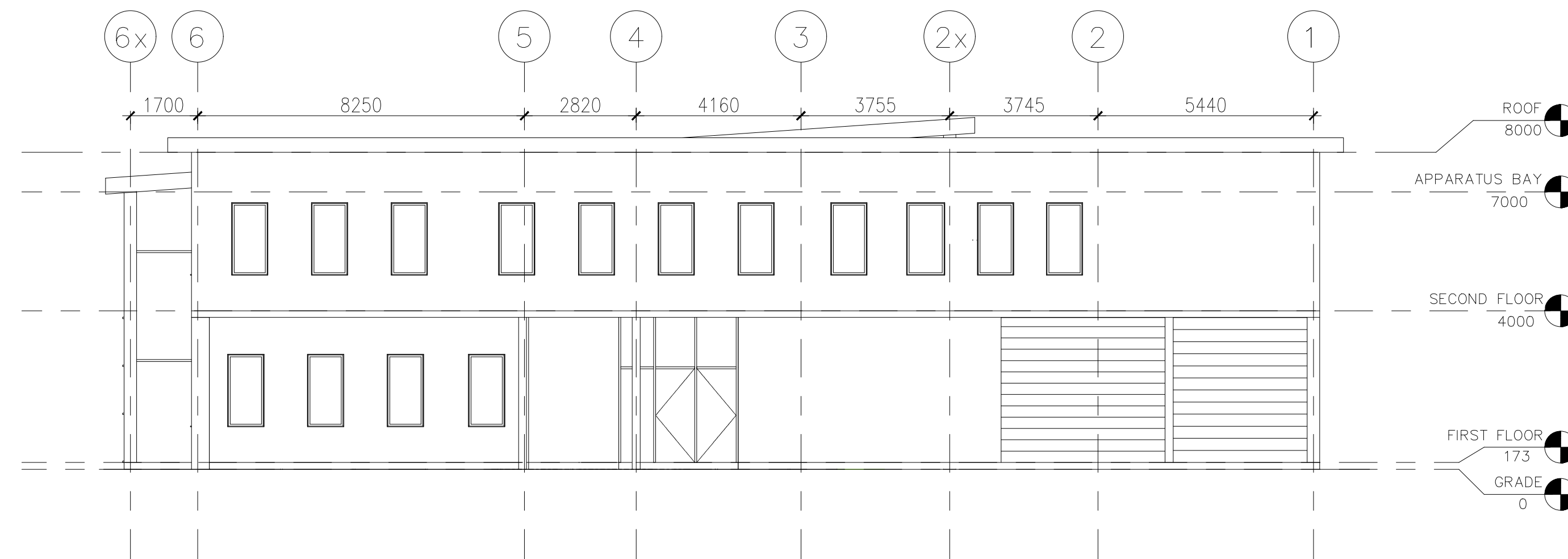
HARPUNEET KAUR APRIL 16, 2023

SHEET TITLE:

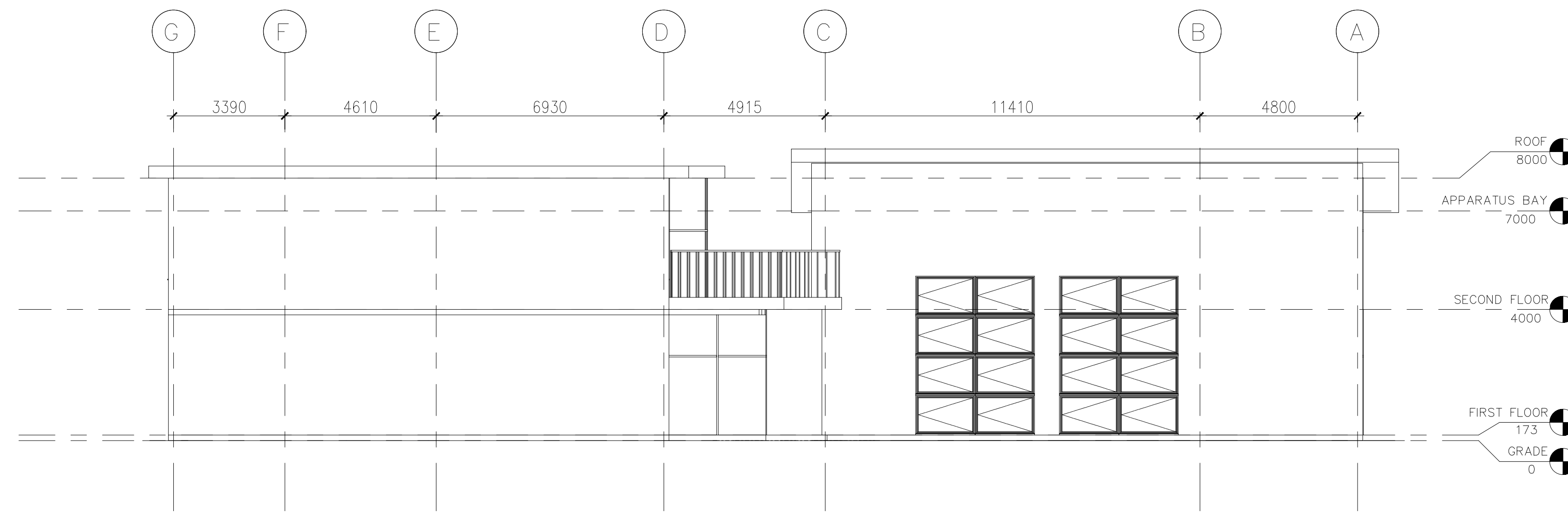
ELEVATIONS

SCALE: SHEET NUMBER:

1:100 A301

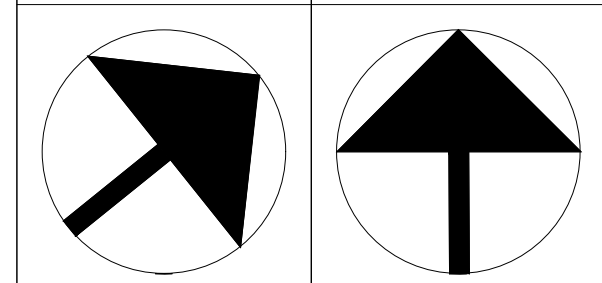


① SOUTH ELEVATION  
SCALE 1:100



① EAST ELEVATION  
SCALE 1:100

CONS NORTH TRUE NORTH



GENERAL NOTES:

1. VERIFY ALL DIMENSIONS PRIOR TO CONSTRUCTION.
2. DO NOT SCALE DRAWINGS. USE WRITTEN DIMENSIONS.
3. USE ONLY LATEST REVISED DRAWINGS.
4. REPORT ANY ERRORS OR OMISSIONS TO THE ARCHITECT OR DESIGN ENGINEER AS APPLICABLE.
5. THE DRAWINGS ARE THE PROPERTY OF THE ARCHITECT AND MUST BE RETURNED UPON THE COMPLETION OF THE PROJECT. ANY UNAUTHORIZED USE IS PROHIBITED.

NUMBER: DATE: DESCRIPTION:

ARCHITECT'S SEAL:

COMPANY NAME AND LOGO:



PROJECT NAME:

FIRE STATION 123

DRAWN BY: DATE DRAWN:

HARPUNEET KAUR APRIL 16, 2023

SHEET TITLE:

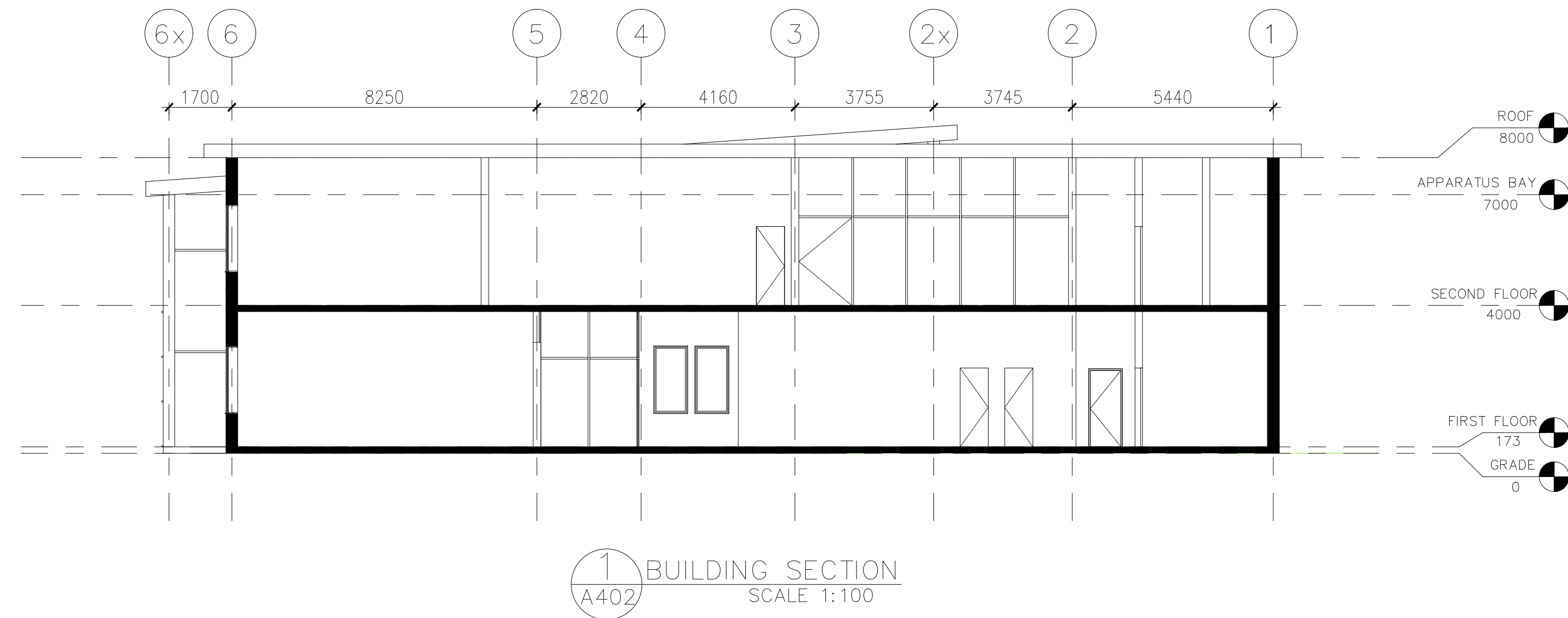
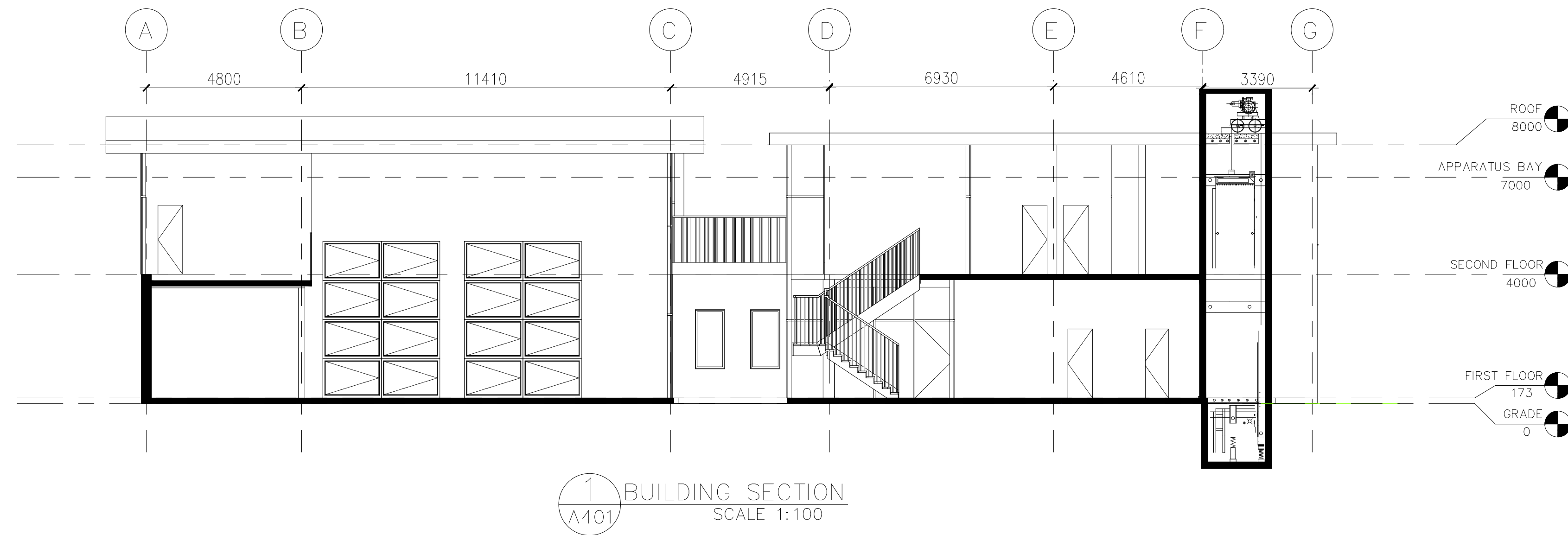
ELEVATIONS

SCALE:

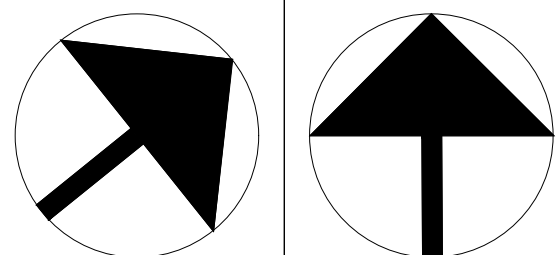
1:100

SHEET NUMBER:

A302



CONS NORTH TRUE NORTH



GENERAL NOTES:

1. VERIFY ALL DIMENSIONS PRIOR TO CONSTRUCTION.
2. DO NOT SCALE DRAWINGS. USE WRITTEN DIMENSIONS.
3. USE ONLY LATEST REVISED DRAWINGS.
4. REPORT ANY ERRORS OR OMISSIONS TO THE ARCHITECT OR DESIGN ENGINEER AS APPLICABLE.
5. THE DRAWINGS ARE THE PROPERTY OF THE ARCHITECT AND MUST BE RETURNED UPON THE COMPLETION OF THE PROJECT. ANY UNAUTHORIZED USE IS PROHIBITED.

NUMBER:	DATE:	DESCRIPTION:

ARCHITECT'S SEAL:

COMPANY NAME AND LOGO:



PROJECT NAME:

FIRE STATION 123

DRAWN BY:

HARPUNEET KAUR

DATE DRAWN:

APRIL 16, 2023

SHEET TITLE:

BUILDING SECTIONS

SCALE:

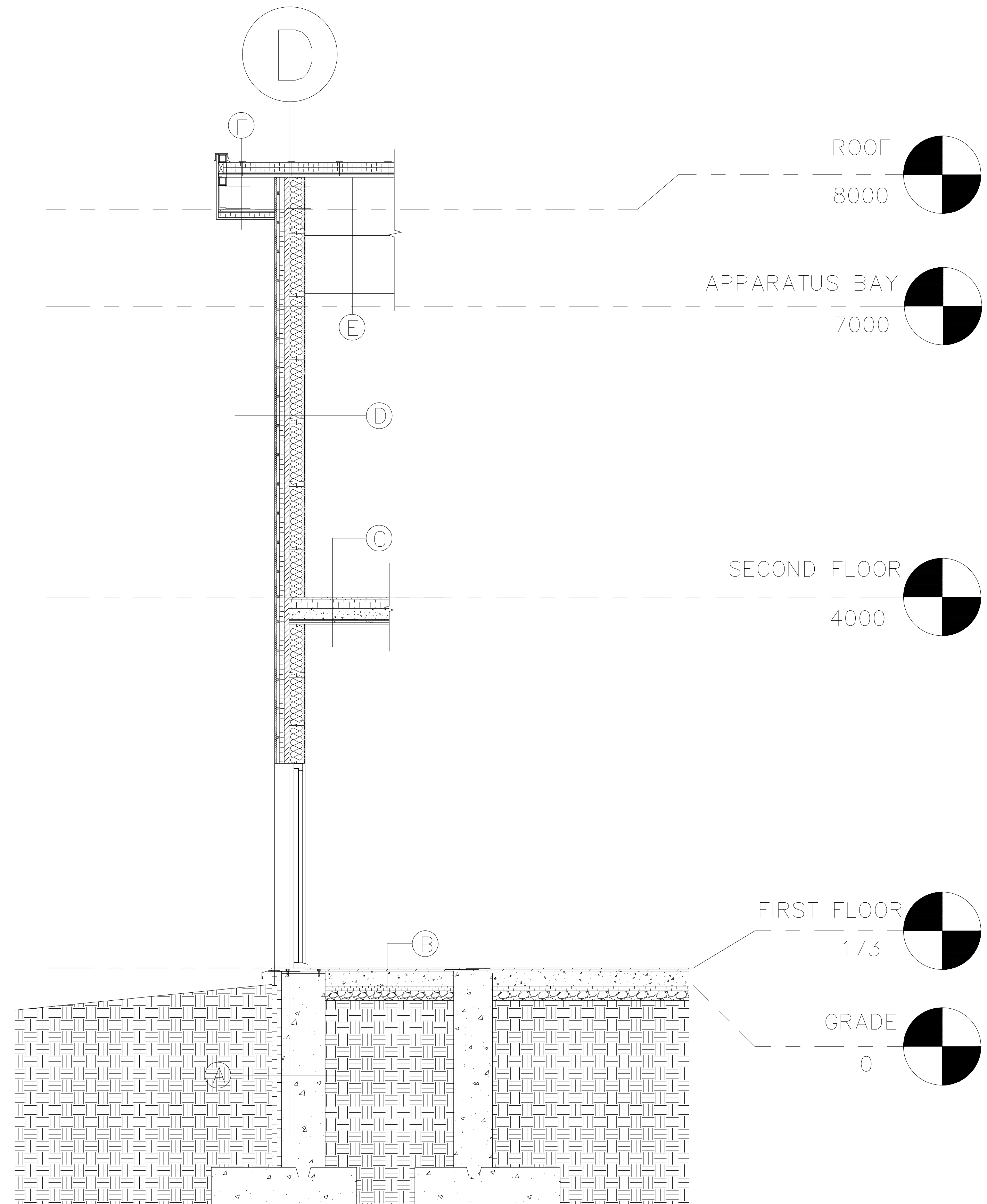
1:100

SHEET NUMBER:

A401



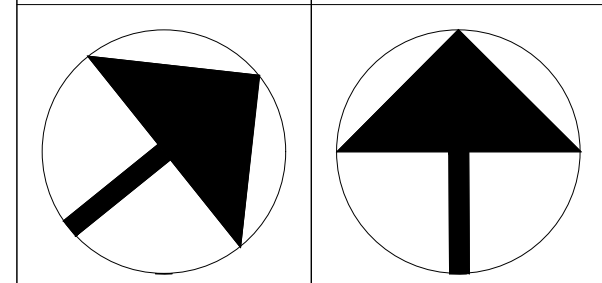
- (A) BACKFILL  
GRAVEL  
100 MM RIGID INSULATION  
DAMPPROOFING  
300 MM CONCRETE FOUNDATION WALL  
W/ STRIP FOOTING
- (B) 30 MM FLOOR FINISH  
150 MM CONCRETE SLAB  
RIGID INSULATION  
GRAVEL  
BACKFILL
- (C) 30 MM FLOOR FINISH  
RIGID INSULATION  
150 MM METAL ROOF  
ACOUSTIC CEILING TILES
- (D) 127MM x 30MM HORIZONTAL WOOD SIDING  
38MM x 38MM WOOD STRAPPING  
25MM RIGID INSULATION  
AIR BARRIER  
12.7MM PLYWOOD  
152MM METAL STUDS @ 600 O.C.  
WITH FIBERGLASS BATT INSULATION  
6 MIL POLY VAPOUR BARRIER  
12.7MM GYPSUM BOARD
- (E) EPDM NAILED TO METAL  
DECK  
METAL FLASHING  
HSS STEEL COLUMN  
FILTER FABRIC  
2 X 50 RIGID INSULATION  
PMR ROOF MEMBRANE  
50 x 204 WOOD BLOCKING  
13 DENS SHEATHING  
25 STEEL ROOF DECK  
HSS STEEL COLUMN  
C-CHANNEL  
22 FURRING CHANNEL  
13 PLYWOOD SHEATHING  
50 RIGID INSULATION  
CEMENT BOARD PANEL
- (F) W400 GIRDER  
600 PLENUM SPACE  
ACOUSTIC CEILING



1 WALL SECTION  
A501 SCALE 1:25

CONS NORTH	TRUE NORTH
GENERAL NOTES:	
1. VERIFY ALL DIMENSIONS PRIOR TO CONSTRUCTION.	
2. DO NOT SCALE DRAWINGS. USE WRITTEN DIMENSIONS.	
3. USE ONLY LATEST REVISED DRAWINGS.	
4. REPORT ANY ERRORS OR OMISSIONS TO THE ARCHITECT OR DESIGN ENGINEER AS APPLICABLE.	
5. THE DRAWINGS ARE THE PROPERTY OF THE ARCHITECT AND MUST BE RETURNED UPON THE COMPLETION OF THE PROJECT. ANY UNAUTHORIZED USE IS PROHIBITED.	
NUMBER:	DATE:
DESCRIPTION:	
ARCHITECT'S SEAL:	
COMPANY NAME AND LOGO:	
 LIONIZED DESIGNS	
PROJECT NAME:	
FIRE STATION 123	
DRAWN BY:	DATE DRAWN:
HARPUNEET KAUR	APRIL 16, 2023
SHEET TITLE:	
WALL SECTION	
SCALE:	SHEET NUMBER:
1:25	A501

CONS NORTH TRUE NORTH



GENERAL NOTES:

1. VERIFY ALL DIMENSIONS PRIOR TO CONSTRUCTION.
2. DO NOT SCALE DRAWINGS. USE WRITTEN DIMENSIONS.
3. USE ONLY LATEST REVISED DRAWINGS.
4. REPORT ANY ERRORS OR OMISSIONS TO THE ARCHITECT OR DESIGN ENGINEER AS APPLICABLE.
5. THE DRAWINGS ARE THE PROPERTY OF THE ARCHITECT AND MUST BE RETURNED UPON THE COMPLETION OF THE PROJECT. ANY UNAUTHORIZED USE IS PROHIBITED.

NUMBER: DATE: DESCRIPTION:

ARCHITECT'S SEAL:

COMPANY NAME AND LOGO:



PROJECT NAME:

FIRE STATION 123

DRAWN BY:

HARPUNEET KAUR

DATE DRAWN:

APRIL 16, 2023

SHEET TITLE:

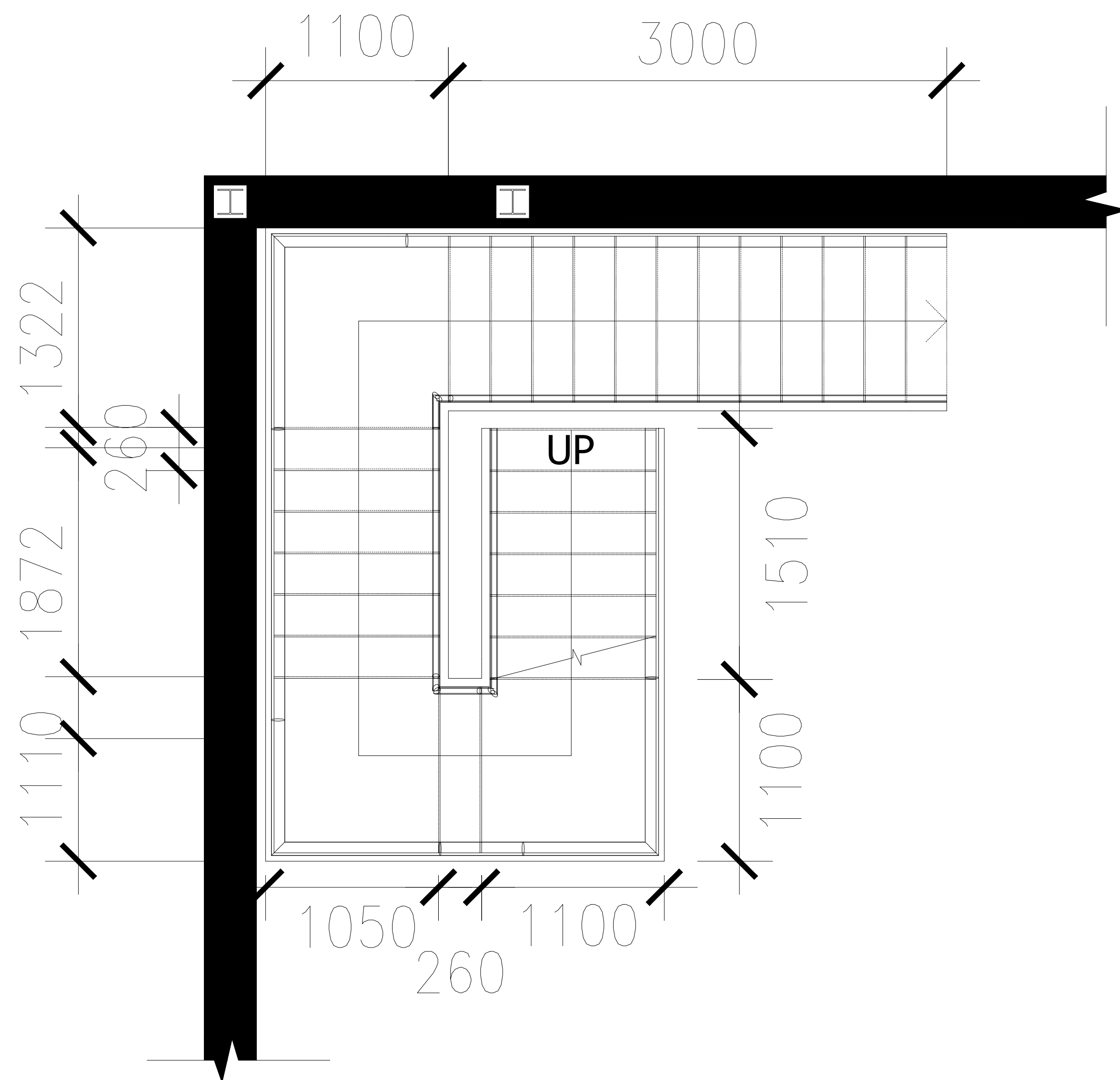
STAIR PLAN & SECTION

SCALE:

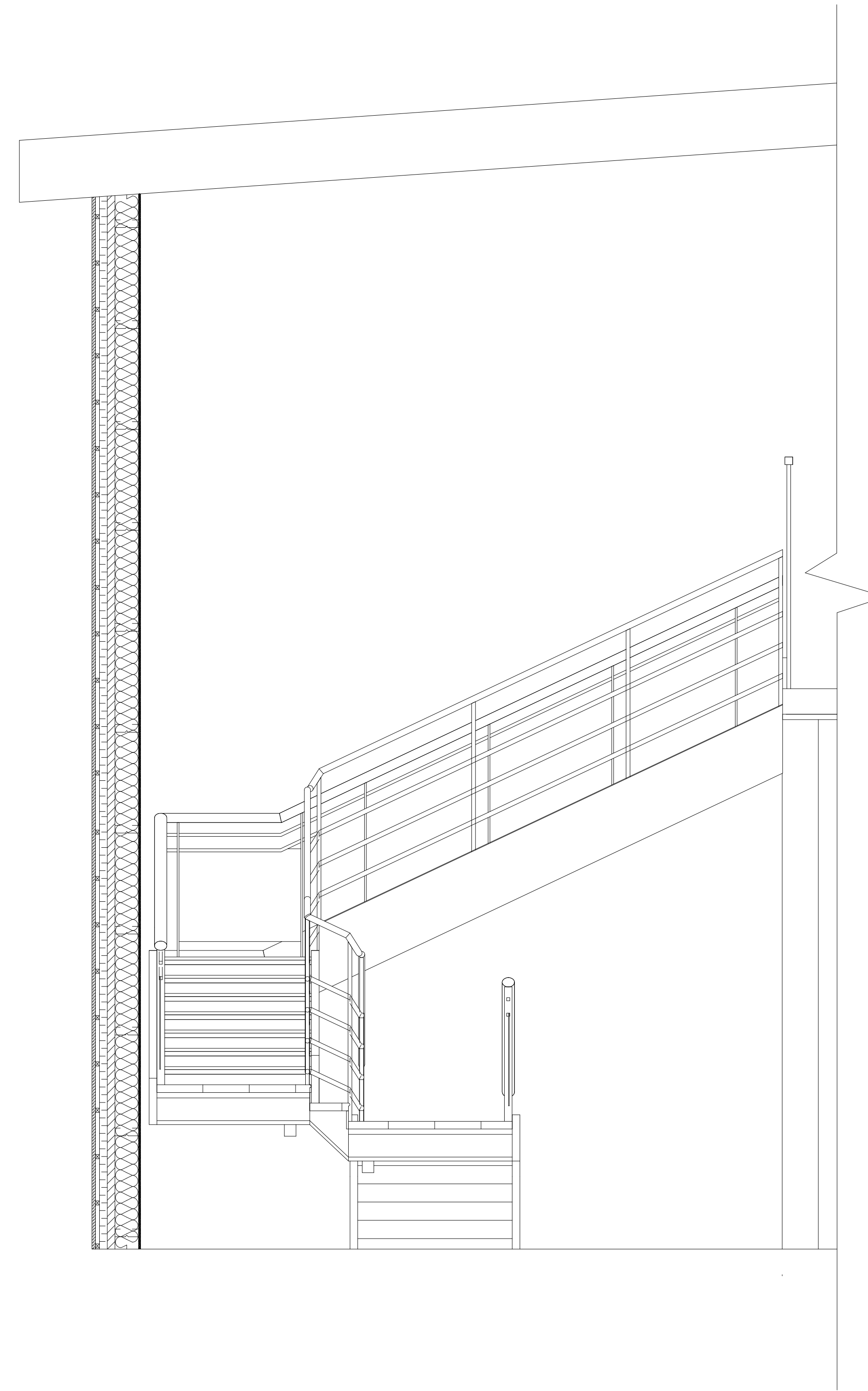
1:25

SHEET NUMBER:

A601

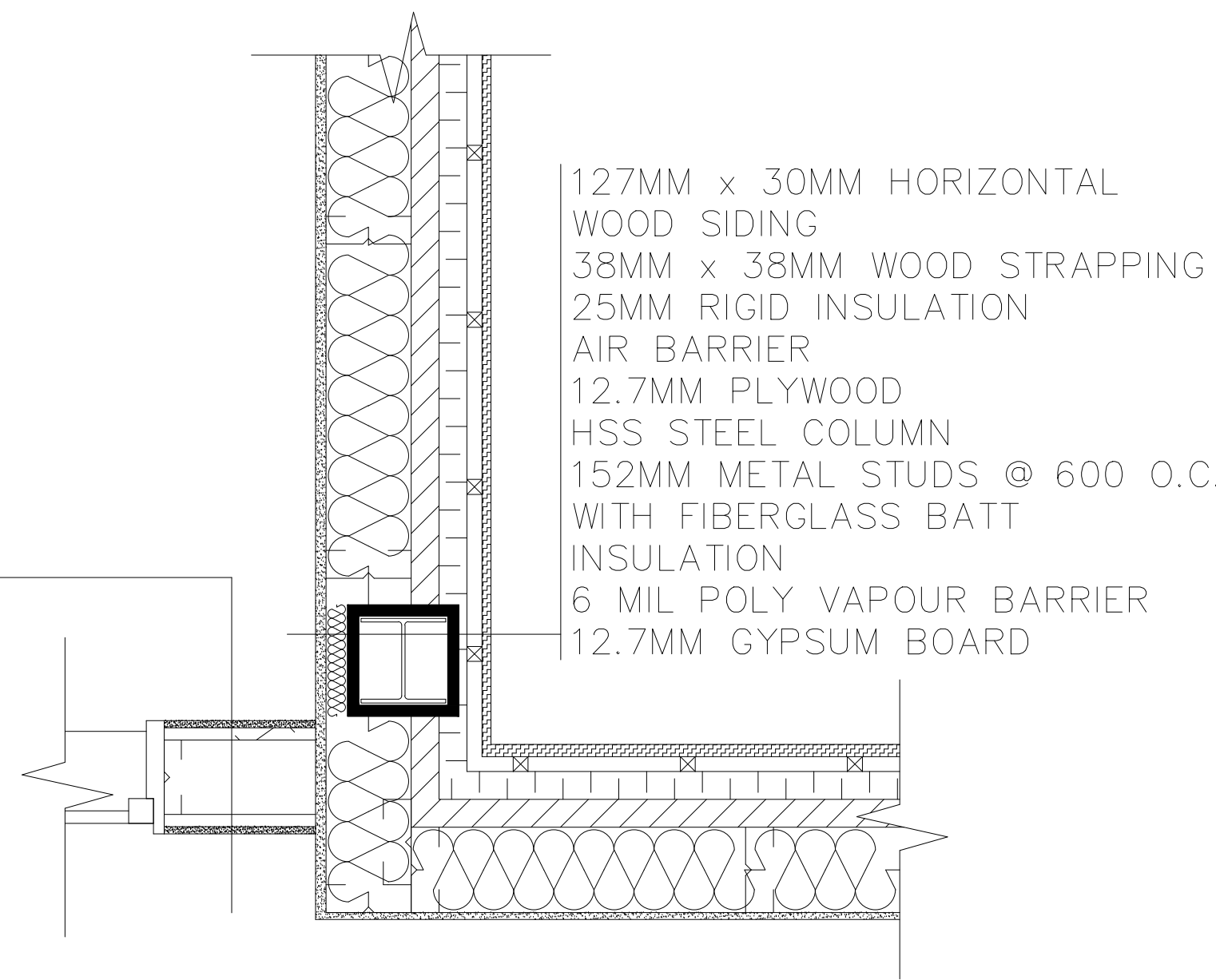


STAIR PLAN

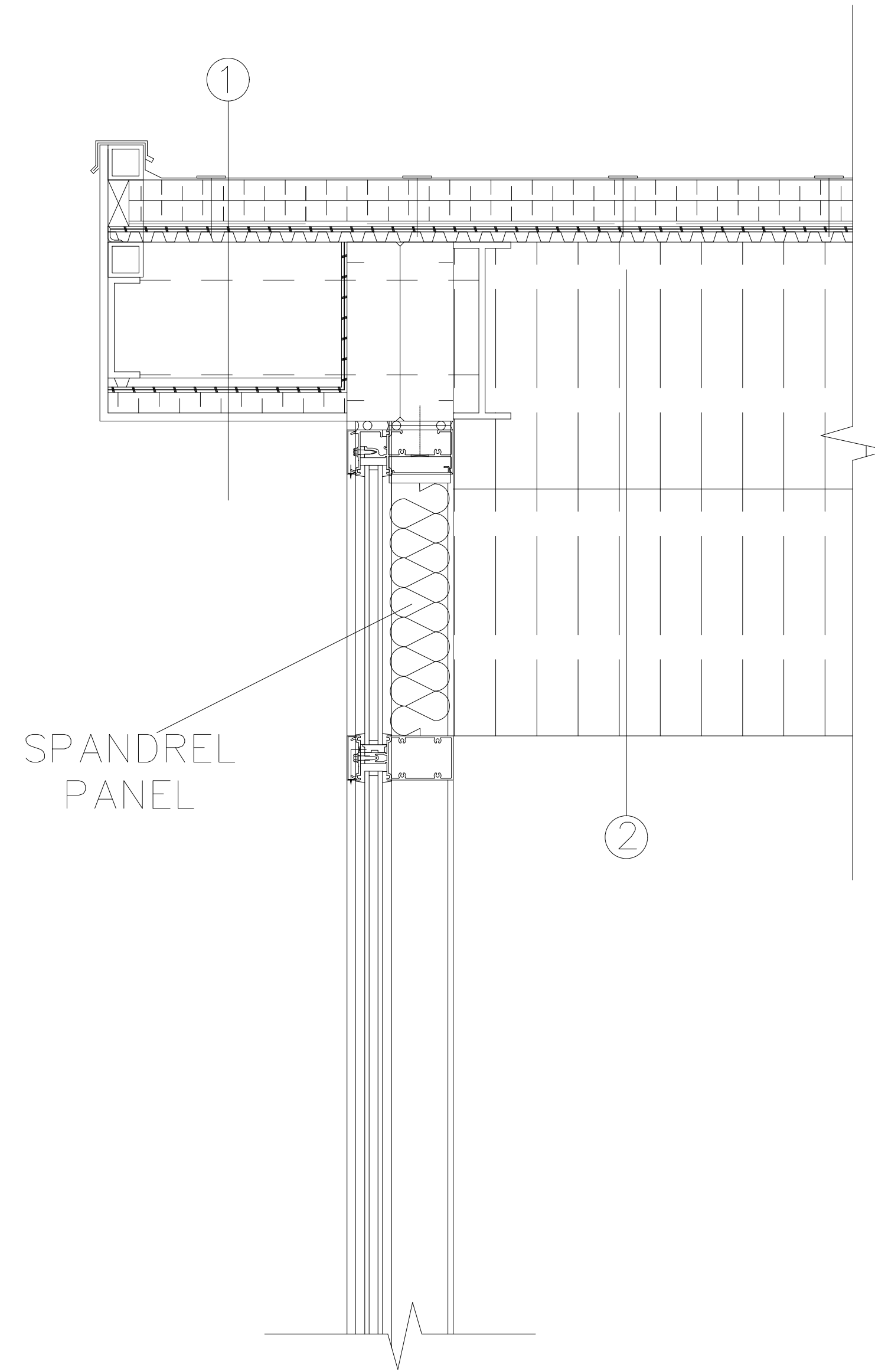


STAIR SECTION

12.7MM GYPSUM BOARD  
 22MM FURRING CHANNELS  
 @ 400 O.C.  
 92MM METAL STUDS @  
 600 O.C.  
 22MM FURRING CHANNELS  
 @ 400 O.C.  
 12.7MM GYPSUM BOARD



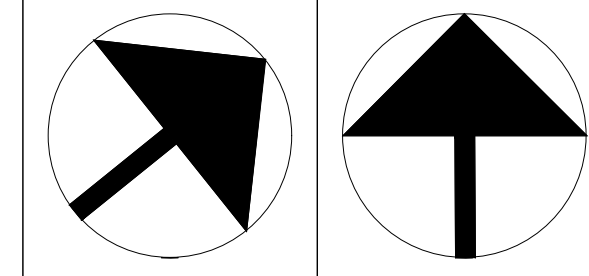
PLAN DETAIL



SECTION DETAIL

- ① EPDM NAILED TO METAL DECK  
 METAL FLASHING  
 HSS STEEL COLUMN  
 FILTER FABRIC  
 2 X 50 RIGID INSULATION  
 PMR ROOF MEMBRANE  
 50 X 204 WOOD BLOCKING  
 13 DENS SHEATHING  
 25 STEEL ROOF DECK  
 HSS STEEL COLUMN  
 C-CHANNEL  
 22 FURRING CHANNEL  
 13 PLYWOOD SHEATHING  
 50 RIGID INSULATION  
 CEMENT BOARD PANEL
- ② W400 GIRDER  
 600 PLENUM SPACE  
 ACOUSTIC CEILING

CONS NORTH      TRUE NORTH



GENERAL NOTES:

1. VERIFY ALL DIMENSIONS PRIOR TO CONSTRUCTION.
2. DO NOT SCALE DRAWINGS. USE WRITTEN DIMENSIONS.
3. USE ONLY LATEST REVISED DRAWINGS.
4. REPORT ANY ERRORS OR OMISSIONS TO THE ARCHITECT OR DESIGN ENGINEER AS APPLICABLE.
5. THE DRAWINGS ARE THE PROPERTY OF THE ARCHITECT AND MUST BE RETURNED UPON THE COMPLETION OF THE PROJECT. ANY UNAUTHORIZED USE IS PROHIBITED.

NUMBER:	DATE:	DESCRIPTION:

ARCHITECT'S SEAL:

COMPANY NAME AND LOGO:



PROJECT NAME:

FIRE STATION 123

DRAWN BY:      DATE DRAWN:

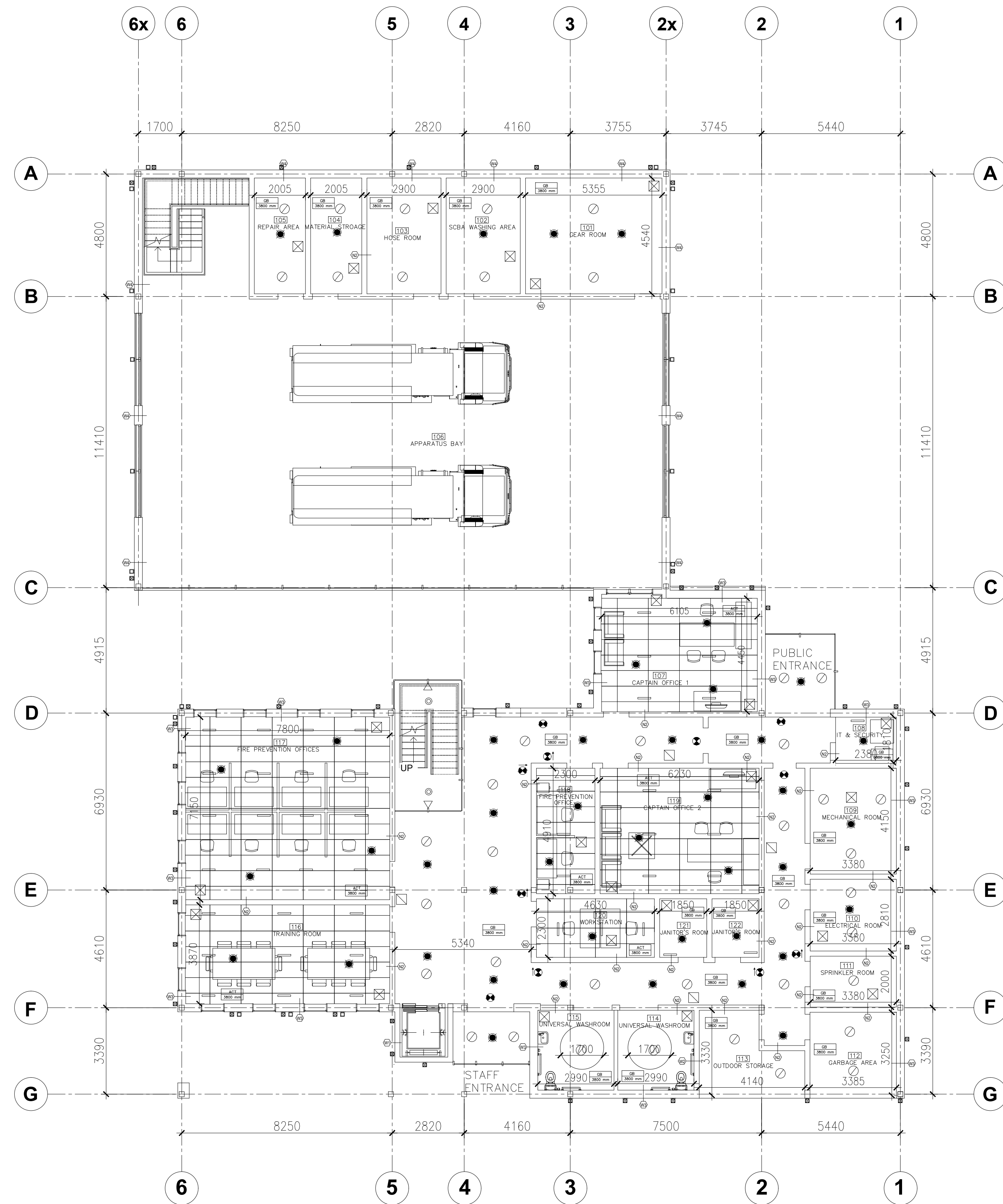
HARPUNEET KAUR      APRIL 16, 2023

SHEET TITLE:

PLAN DETAIL &  
SECTION DETAIL

















SCALE:      SHEET NUMBER:

1:10      A602

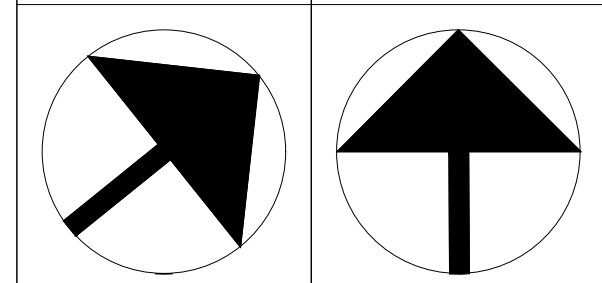


FIRST FLOOR RCP PLAN

R.C.P. LEGEND

-  CeilingTag ( GB = Gypsumboard  
ACT = Acoustic ceiling Tile)
-  Pendent fully Recessed with guard
-  Pendent Upright with Guard
-  Pendent Wall mounted Fully Recessed
-  Linear Diffuser
-  Supply Diffuser
-  Return Diffuser
-  LED Lighting Strip
-  Recessed LED Spot
-  Wall Mounted LED Lighting
-  Hanging LED Pendant light
-  Exterior UP/DOWN Light
-  Exterior Down Light
-  Exterior "something " Light
-  Directional Exit Sign
-  Over Door Exit Sign

CONS NORTH TRUE NORTH




GENERAL NOTES:

1. VERIFY ALL DIMENSIONS PRIOR TO CONSTRUCTION.
2. DO NOT SCALE DRAWINGS. USE WRITTEN DIMENSIONS.
3. USE ONLY LATEST REVISED DRAWINGS.
4. REPORT ANY ERRORS OR OMISSIONS TO THE ARCHITECT OR DESIGN ENGINEER AS APPLICABLE.
5. THE DRAWINGS ARE THE PROPERTY OF THE ARCHITECT AND MUST BE RETURNED UPON THE COMPLETION OF THE PROJECT. ANY UNAUTHORIZED USE IS PROHIBITED.

NUMBER: DATE: DESCRIPTION:

ARCHITECT'S SEAL:

COMPANY NAME AND LOGO:



PROJECT NAME:

FIRE STATION 123

DRAWN BY:

HARPUNEET KAUR

DATE DRAWN:

APRIL 16, 2023

SHEET TITLE:

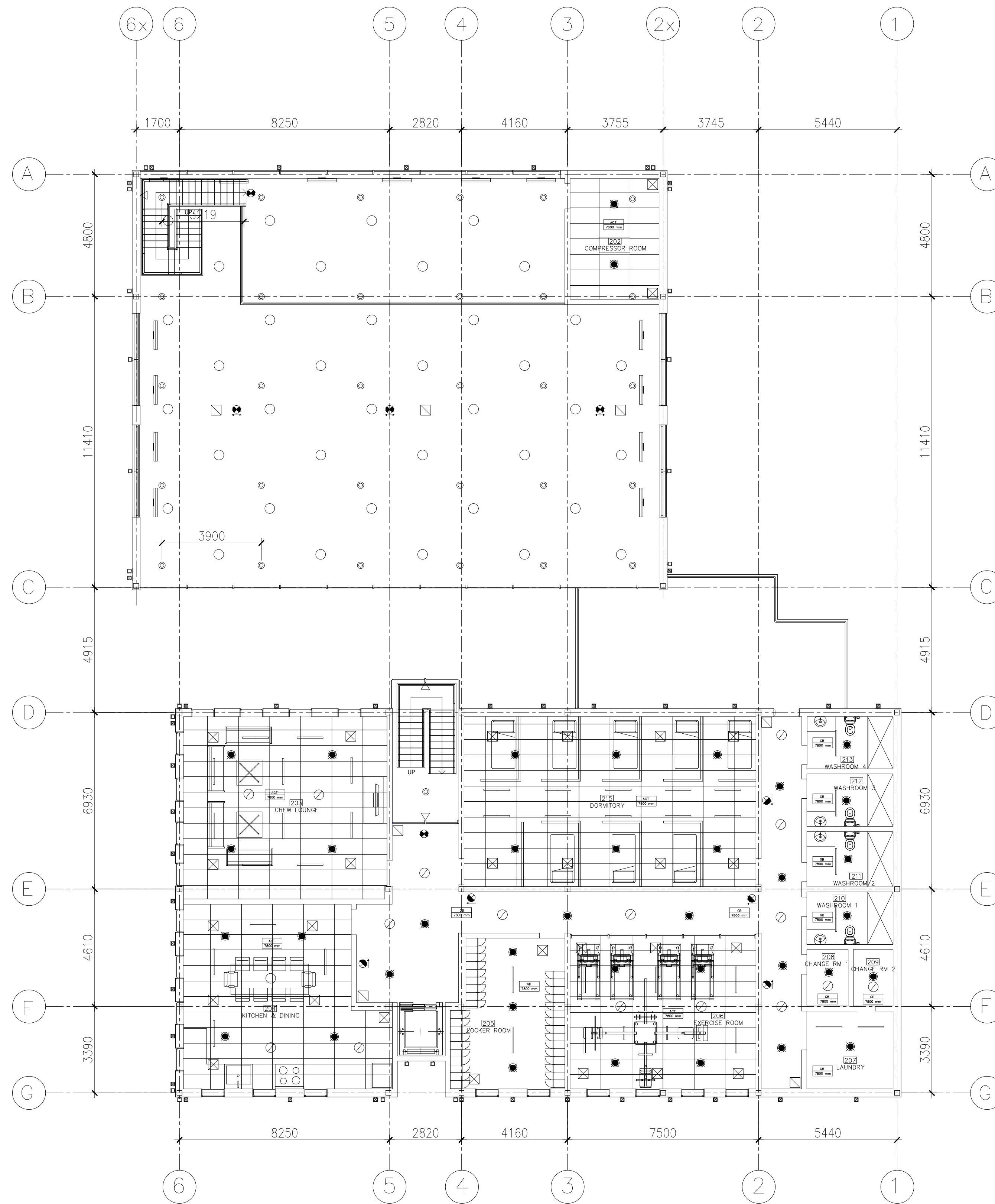
FIRST FLOOR RCP PLAN

SCALE:

1:100

SHEET NUMBER:

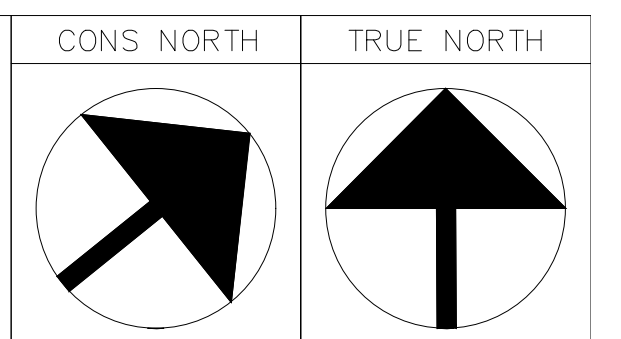
A701



SECOND FLOOR RCP PLAN

R.C.P. LEGEND


- CeilingTag ( GB = Gypsumboard  
ACT = Acoustic ceiling Tile)
- Pendant fully Recessed with guard
- Pendant Upright with Guard
- Pendant Wall mounted Fully Recessed
- Linear Diffuser
- Supply Diffuser
- Return Diffuser
- LED Lighting Strip
- Recessed LED Spot
- Wall Mounted LED Lighting
- Hanging LED Pendant light
- Exterior UP/DOWN Light
- Exterior Down Light
- Exterior "something " Light
- Directional Exit Sign
- Over Door Exit Sign



- GENERAL NOTES:
1. VERIFY ALL DIMENSIONS PRIOR TO CONSTRUCTION.
  2. DO NOT SCALE DRAWINGS. USE WRITTEN DIMENSIONS.
  3. USE ONLY LATEST REVISED DRAWINGS.
  4. REPORT ANY ERRORS OR OMISSIONS TO THE ARCHITECT OR DESIGN ENGINEER AS APPLICABLE.
  5. THE DRAWINGS ARE THE PROPERTY OF THE ARCHITECT AND MUST BE RETURNED UPON THE COMPLETION OF THE PROJECT. ANY UNAUTHORIZED USE IS PROHIBITED.

NUMBER:	DATE:	DESCRIPTION:
---------	-------	--------------

ARCHITECT'S SEAL:



PROJECT NAME:  
FIRE STATION 123

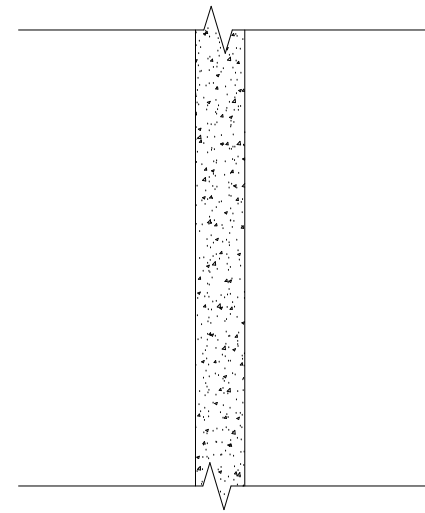
DRAWN BY: HARPUNEET KAUR	DATE DRAWN: APRIL 16, 2023
-----------------------------	-------------------------------

SHEET TITLE:  
SECOND FLOOR RCP PLAN

SCALE: 1:100	SHEET NUMBER: A702
-----------------	-----------------------

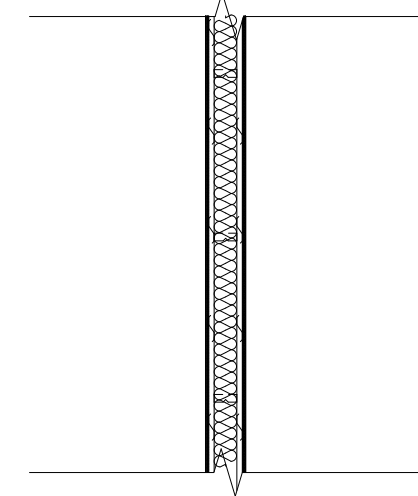
# WALL SCHEDULE:

W1



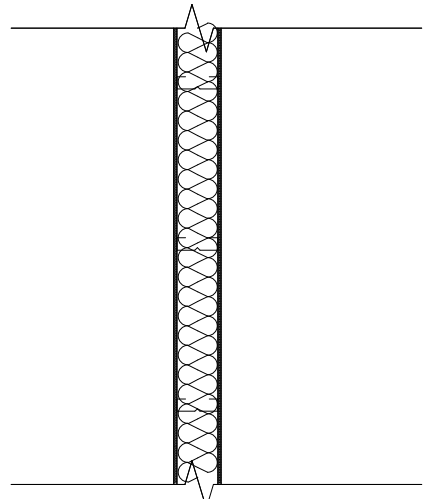
SHAFT WALL  
200MM CONC. WALL

N1



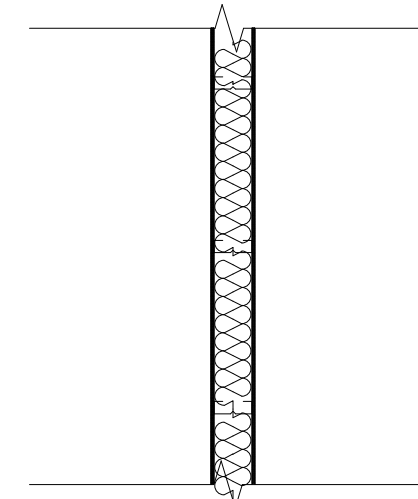
INTERIOR WALL 1  
12.7MM GYPSUM BOARD  
22MM FURRING CHANNELS @ 400 O.C.  
92MM METAL STUDS @ 600 O.C.  
22MM FURRING CHANNELS @ 400 O.C.  
12.7MM GYPSUM BOARD

W2



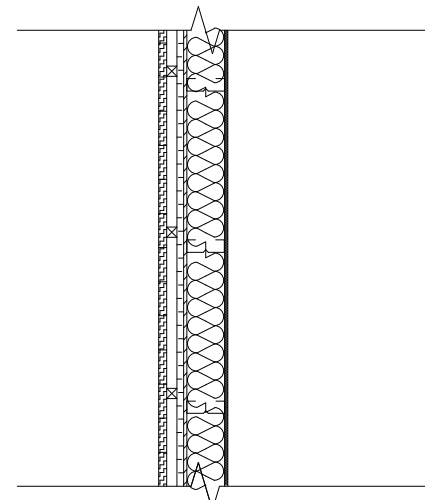
PLUMBING WALL  
12.7MM GYPSUM BOARD  
152MM METAL STUDS @ 600 O.C.  
12.7 GYPSUM BOARD

N2



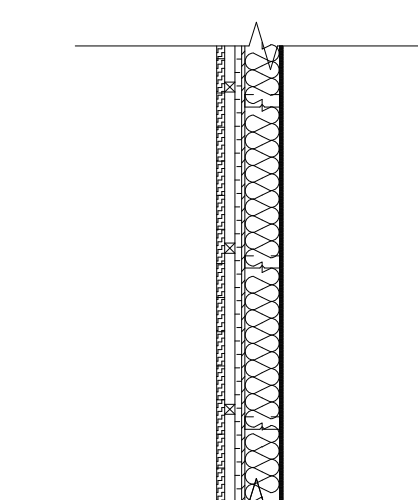
INTERIOR WALL 2  
12.7MM GYPSUM BOARD  
152MM METAL STUDS @ 600 O.C.  
WITH FIBERGLASS BATT INSULATION  
6 MIL POLY VAPOUR BARRIER  
12.7MM GYPSUM BOARD

W3



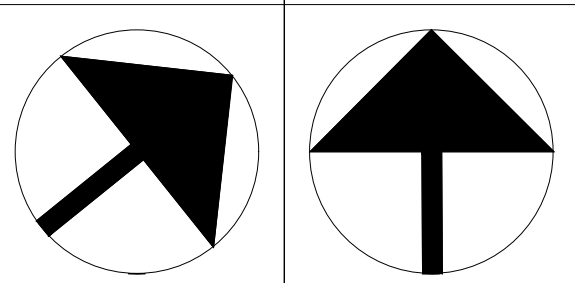
EXTERIOR WALL 1  
127MM x 30MM HORIZONTAL WOOD SIDING  
38MM x 38MM WOOD STRAPPING  
25MM RIGID INSULATION  
AIR BARRIER  
12.7MM PLYWOOD  
152MM METAL STUDS @ 600 O.C.  
WITH FIBERGLASS BATT INSULATION  
6 MIL POLY VAPOUR BARRIER  
12.7MM GYPSUM BOARD

W4



EXTERIOR WALL 2  
127MM x 30MM HORIZONTAL WOOD SIDING  
38MM x 38MM WOOD STRAPPING  
25MM RIGID INSULATION  
AIR BARRIER  
12.7MM PLYWOOD  
140MM METAL STUDS @ 600 O.C.  
WITH FIBERGLASS BATT INSULATION  
6 MIL POLY VAPOUR BARRIER  
12.7MM GYPSUM BOARD

CONS NORTH TRUE NORTH




GENERAL NOTES:

1. VERIFY ALL DIMENSIONS PRIOR TO CONSTRUCTION.
2. DO NOT SCALE DRAWINGS. USE WRITTEN DIMENSIONS.
3. USE ONLY LATEST REVISED DRAWINGS.
4. REPORT ANY ERRORS OR OMISSIONS TO THE ARCHITECT OR DESIGN ENGINEER AS APPLICABLE.
5. THE DRAWINGS ARE THE PROPERTY OF THE ARCHITECT AND MUST BE RETURNED UPON THE COMPLETION OF THE PROJECT. ANY UNAUTHORIZED USE IS PROHIBITED.

NUMBER:	DATE:	DESCRIPTION:

ARCHITECT'S SEAL:

COMPANY NAME AND LOGO:



PROJECT NAME:

FIRE STATION 123

DRAWN BY:

HARPUNEET KAUR

DATE DRAWN:

APRIL 16, 2023

SHEET TITLE:

WALL SCHEDULE

SCALE:

1:50

SHEET NUMBER:

A801

ABBREVIATION – FINISH LEGEND

GB-	GYPSUM WALL BOARD	GWT- GLASS WALL PANELS
ACT-	ACOUSTIC CEILING TILE	
CT-	CERAMIC TILE	
PTD-	PAINTED	
CMU-	CONCRETE BLOCK	
EXP-	EXPOSED	
RB-	RUBBER BASEBOARD	
S.C.-	SEALED CONCRETE FLOOR	
FRP-	FIBREGLAS REINFORCED PANEL	
CONC.-	EXPOSED CONCRETE	
CPT-	CARPET TILEING	
RBT-	RUBBER TILE FLOORING	
FGT-	FIBER GLASS TILEING	

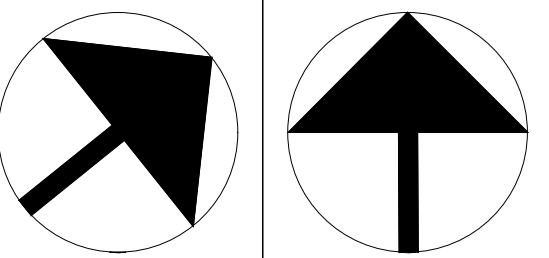
NOTES

1. CONFIRM ROOM FINISH SCHEDULE W/INTERIOR DESIGNER PLANS FOR FINISHES
2. DUCTWORK PENETRATIONS SHOULD NOT TOUCH WALL CONSTRUCTION FOR VIBRATION/SOUND TRANSMISSION.
3. CAULK WATER CLOSET TO TILE
4. CAULK TILE CORNERS.
5. CAULK TOP OF BASEBOARD TO WALL
6. CAULK BASE WHERE IT SITS ON FLOOR TILE.

ROOM FINISH SCHEDULE

NO.	ROOM NAME	FLR	BSE	WALLS								CEILING		REMARKS
				NORTH		SOUTH		EAST		WEST		MATERIAL	HEIGHT	
				MATERIAL	FINISH	MATERIAL	FINISH	MATERIAL	FINISH	MATERIAL	FINISH			
FIRST FLOOR														
101	GEAR ROOM	S.C.	RBT	GB	PTD	GB	PTD	GB	PTD	GB	PTD	GB	3600	-
102	SCBA WASHING AREA	S.C.	RBT	GB	PTD	GB	PTD	GB	PTD	GB	PTD	GB	3600	-
103	HOSE ROOM	S.C.	RBT	GB	PTD	GB	PTD	GB	PTD	GB	PTD	GB	3600	-
104	MATERIAL STORAGE	S.C.	RBT	GB	PTD	GB	PTD	GB	PTD	GB	PTD	GB	3600	-
105	REPAIR AREA	S.C.	RBT	GB	PTD	GB	PTD	GB	PTD	GB	PTD	GB	3600	-
106	APPARATUS BAY	EXP.	EPOXY	GB	PTD	GB	PTD	GB	PTD	GB	PTD	WOOD CONC.	7000	-
107	CAPTAIN OFFICE 1	S.C.	HARDWOOD	GB	PTD	GB	PTD	GB	PTD	GB	PTD	WOOD FALSE	3800	-
	PUBLIC ENTRANCE VESTIBULE	S.C.	CPT	GWP	GLAZING	GB	PTD	GWT	GLAZING	GB	PTD	FGT	3800	-
	IT & SECURITY	-	-	-	-	-	-	-	-	-	-	-	-	-
109	MECHANICAL ROOM	-	-	-	-	-	-	-	-	-	-	-	-	-
	ELECTRICAL ROOM	-	-	-	-	-	-	-	-	-	-	-	-	-
111	SPRINKLER ROOM	-	-	-	-	-	-	-	-	-	-	-	-	-
112	GARBAGE AREA	S.C.	RB	GB	PTD	GB	PTD	GB	PTD	GB	PTD	GB	3800	-
113	OUTDOOR STROAGE	S.C.	RB	GB	PTD	GB	PTD	GB	PTD	GB	PTD	GB	3800	-
114	UNIVERSAL WASHROOM	S.C.	-	-	-	-	-	-	-	-	-	-	-	-
115	UNIVERSAL WASHROOM	S.C.	-	-	-	-	-	-	-	-	-	-	-	-
	STAFF ENTRANCE VESTIBULE	S.C.	CPT	GB	PTD	GWP	GLAZING	GB	PTD	GWP	GLAZING	FGT	3800	-
116	TRAINING ROOM	S.C.	VINYL-F	GB	PTD	GB	PTD	GB	PTD	GB	PTD	ACT	3800	-
117	FIRE PREVENTION OFFICES	S.C.	VINYL-F	GB	PTD	GB	PTD	GB	PTD	GB	PTD	ACT	3800	-
118	FIRE PREVENTION OFFICE	S.C.	VINYL-F	GB	PTD	GB	PTD	GB	PTD	GB	PTD	ACT	3800	-
119	CAPTAIN OFFICE 2	S.C.	HARDWOOD	GB	PTD	GB	PTD	GB	PTD	GB	PTD	WOOD FALSE	3800	-
120	WORKSTATION	S.C.	CT	GB	PTD	GB	PTD	GB	PTD	GB	PTD	GB	3800	-
121	JANITOR'S ROOM	-	-	-	-	-	-	-	-	-	-	-	-	-
122	JANITOR'S ROOM	-	-	-	-	-	-	-	-	-	-	-	-	-
	HALLWAY	S.C.	ENG-WOOD	GB	PTD	GB	PTD	GB	PTD	GB	PTD	FGT	3800	-
SECOND FLOOR														
201	MEZANINE FLOOR	S.C.	CPT	GWP	GLAZING	GB	PTD	-	-	-	-	ACT	6800	-
202	COMPRESSOR ROOM	S.C.	EPOXY	GB	PTD	GB	PTD	GB	PTD	GB	PTD	ACT	6800	-
203	CREW LOUNGE	S.C.	ENG-WOOD	GB	PTD	GB	PTD	GB	PTD	GB	PTD	ACT	7800	-
204	KITCHEN & DINING	S.C.	BAMBOO-W	GB	PTD	GB	PTD	GB	PTD	GB	PTD	ACT	7800	-
205	LOCKER ROOM	S.C.	EPOXY	GB	PTD	GB	PTD	GB	PTD	GB	PTD	ACT	7800	-
206	EXERCISE ROOM	S.C.	RBT	GWP	GLAZING	GB	PTD	GB	PTD	GB	PTD	ACT	7800	-
207	LAUNDRY	S.C.	CT	GB	PTD	GB	PTD	GB	PTD	GB	PTD	ACT	7800	-
208	CHANGE ROOM 1	S.C.	CT	GB	PTD	GB	PTD	GB	PTD	GB	PTD	ACT	7800	-
209	CHANGE ROOM 2	S.C.	CT	GB	PTD	GB	PTD	GB	PTD	GB	PTD	ACT	7800	-
210	WASHROOM 1	S.C.	CT	GB	PTD	GB	PTD	GB	PTD	GB	PTD	ACT	7800	-
211	WASHROOM 2	-	-	-	-	-	-	-	-	-	-	-	-	-
212	WASHROOM 3	-	-	-	-	-	-	-	-	-	-	-	-	-
213	WASHROOM 4	-	-	-	-	-	-	-	-	-	-	-	-	-
214	DORMITORY	S.C.	VINYL-T	GB	PTD	GB	PTD	GB	PTD	GB	PTD	GB	7800	-
215	HALLWAY	S.C.	ENG-WOOD	GB	PTD	GB	PTD	GB	PTD	GB	PTD	FGT	7800	-
-	-	-	-	-	-	-	-	-	-	-	-	-	-	-

CONS NORTH TRUE NORTH



GENERAL NOTES:

1. VERIFY ALL DIMENSIONS PRIOR TO CONSTRUCTION.
2. DO NOT SCALE DRAWINGS. USE WRITTEN DIMENSIONS.
3. USE ONLY LATEST REVISED DRAWINGS.
4. REPORT ANY ERRORS OR OMISSIONS TO THE ARCHITECT OR DESIGN ENGINEER AS APPLICABLE.
5. THE DRAWINGS ARE THE PROPERTY OF THE ARCHITECT AND MUST BE RETURNED UPON THE COMPLETION OF THE PROJECT. ANY UNAUTHORIZED USE IS PROHIBITED.

NUMBER: DATE: DESCRIPTION:

ARCHITECT'S SEAL:

COMPANY NAME AND LOGO:



PROJECT NAME:

FIRE STATION 123

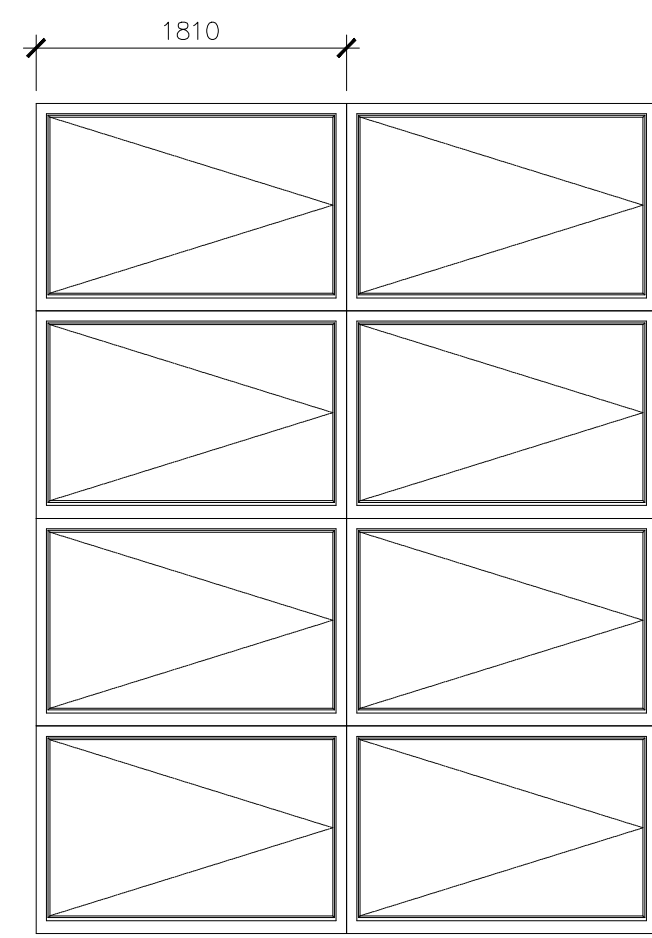
DRAWN BY: HARPUNEET KAUR DATE DRAWN: APRIL 16, 2023

SHEET TITLE:

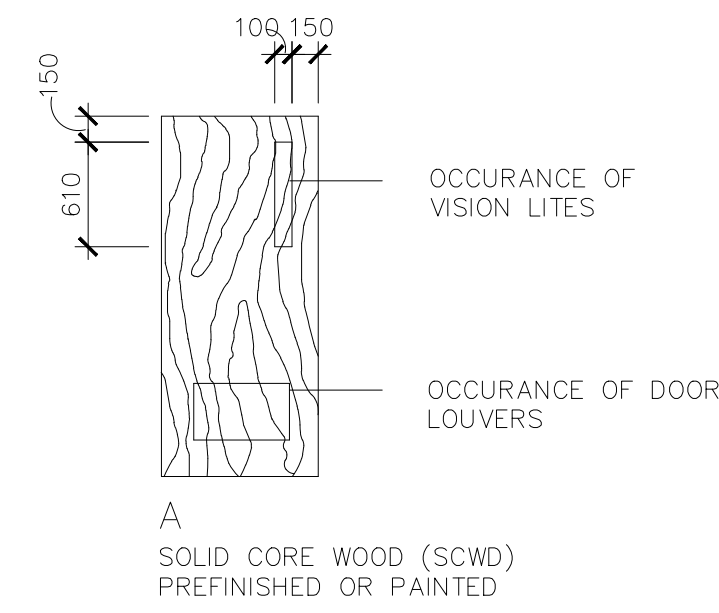
ROOM SCHEDULE

SCALE: SHEET NUMBER:

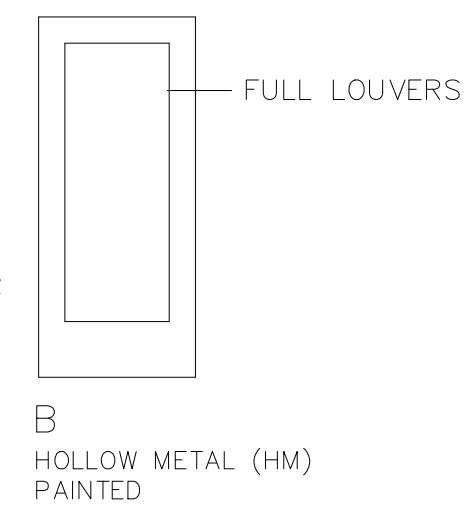
- A802



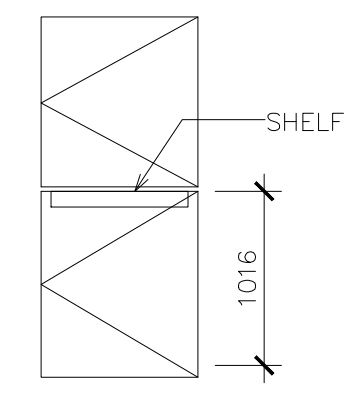
G FOLDING DOOR



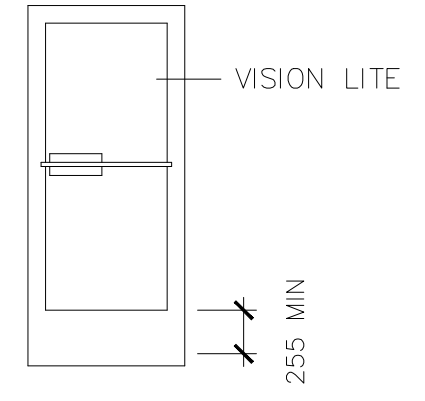
A SOLID CORE WOOD (SCWD) PREFINISHED OR PAINTED



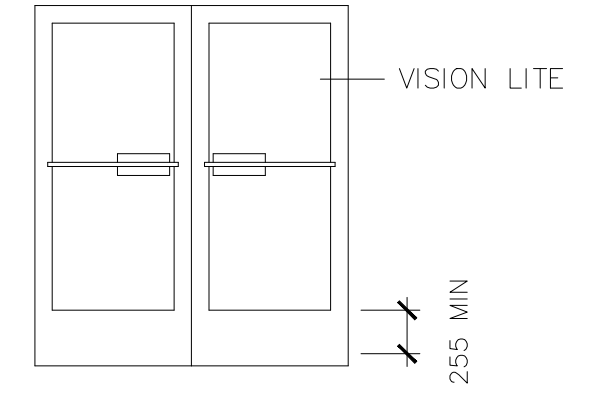
B HOLLOW METAL (HM) PAINTED



C SOLID CORE WOOD DUTCH DOOR



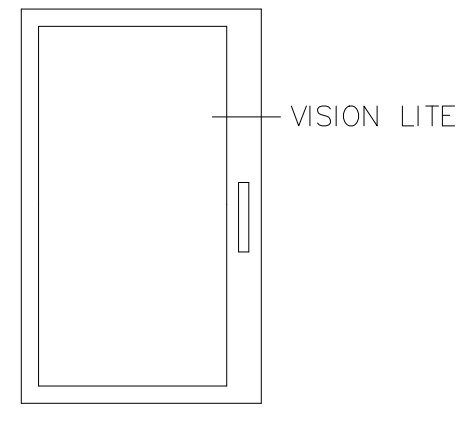
D SINGLE ALUMINUM SWING DOOR



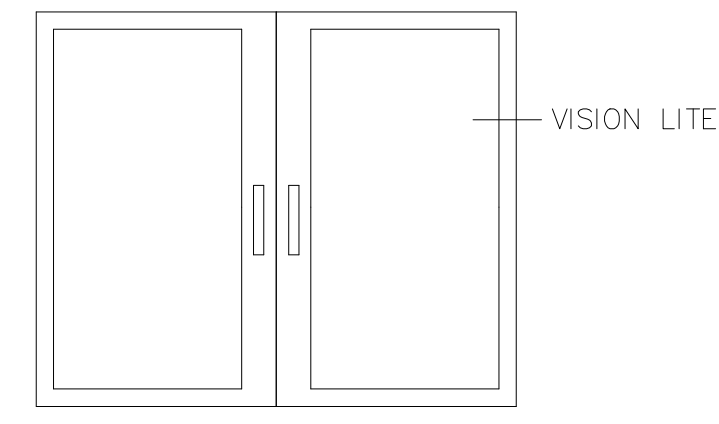
E DOUBLE ALUMINUM SWING DOOR



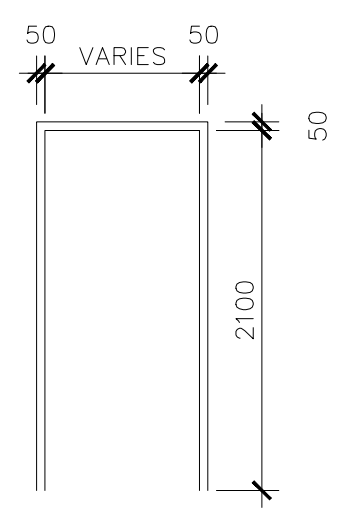
F OVERHEAD DOOR



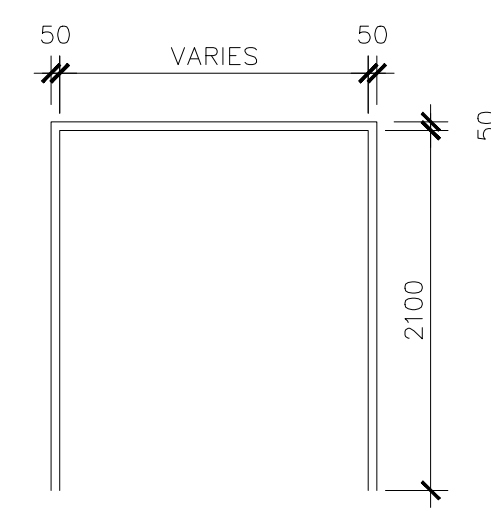
H SINGLE CURTAIN WALL SWING DOOR



I DOUBLE CURTAIN WALL SWING DOOR



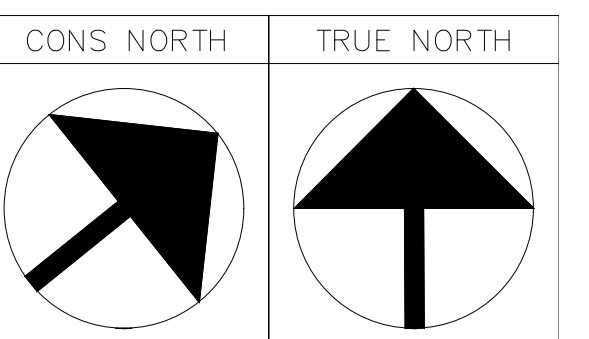
F1



F2

### DOOR SCHEDULE


MARK	DOOR							FRAME		HDW	REMARKS	
	WIDTH	HEIGHT	THICK.	MATERIAL	FINISH	TYPE	GLAZ'G	FRR	TYPE			MATERIAL
APPARATUS BAY												
101 GEAR ROOM	900	2100	45mm	H.M.	PTD	A	-	-	F1	H.M.	-	-
102 SCBA WASHING AREA	900	2100	45mm	H.M.	PTD	A	-	-	F1	H.M.	-	-
103 HOSE ROOM	900	2100	45mm	H.M.	PTD	A	-	-	F1	H.M.	-	-
104 MATERIAL STORAGE	900	2100	45mm	H.M.	PTD	A	-	-	F1	H.M.	-	-
105 REPAIR AREA	900	2100	45mm	H.M.	PTD	A	-	-	F1	H.M.	-	-
106 APPARATUS BAY	2 x 1810	4840	45mm	H.M.	PTD	G	TEMP/INSUL	-	-	H.M.	-	-
106A APPARATUS BAY	2 x 1400	2300	45mm	H.M.	PTD	I	TEMP/INSUL	-	-	F2	H.M.	-
202 COMPRESSOR ROOM	900	2100	45mm	H.M.	PTD	B	-	-	F1	H.M.	-	-
GROUND FLOOR												
107 CAPTAIN OFFICE 1	900	2100	45mm	H.M.	PTD	D	-	-	F1	H.M.	-	-
108 IT & SECURITY	900	2100	45mm	H.M.	PTD	A	-	-	F1	H.M.	-	-
109 MECHANICAL ROOM	900	2100	45mm	H.M.	PTD	A	-	-	F1	H.M.	-	-
110 ELECTRICAL ROOM	900	2100	45mm	H.M.	PTD	A	-	-	F1	H.M.	-	-
111 SPRINKLER ROOM	900	2100	45mm	H.M.	PTD	B	-	-	F1	H.M.	-	-
112 GARBAGE AREA	900	2100	45mm	H.M.	PTD	A	-	-	F1	H.M.	-	-
112A GARBAGE AREA	3000	2400	45mm	H.M.	PTD	F	-	-	-	H.M.	-	-
113 OUTDOOR STORAGE	900	2100	45mm	H.M.	PTD	A	-	-	F1	H.M.	-	-
113A OUTDOOR STORAGE	3000	2400	45mm	H.M.	PTD	F	-	-	-	H.M.	-	-
114 UNIVERSAL WASHROOM	900	2100	45mm	H.M.	PTD	C	-	-	F1	H.M.	-	-
115 UNIVERSAL WASHROOM	900	2100	45mm	H.M.	PTD	C	-	-	F1	H.M.	-	-
116 TRAINING ROOM	900	2100	45mm	H.M.	PTD	D	-	-	F1	H.M.	-	-
117 FIRE PREVENTION OFFICES	900	2100	45mm	H.M.	PTD	D	-	-	F1	H.M.	-	-
118 FIRE PREVENTION OFFICE	900	2100	45mm	H.M.	PTD	D	-	-	F1	H.M.	-	-
119 CAPTAIN OFFICE 2	900	2100	45mm	H.M.	PTD	D	-	-	F1	H.M.	-	-
120 WORKSTATION	900	2100	45mm	H.M.	PTD	D	-	-	F1	H.M.	-	-
121 JANITOR'S ROOM	900	2100	45mm	H.M.	PTD	C	-	-	F1	H.M.	-	-
122 JANITOR'S ROOM	900	2100	45mm	H.M.	PTD	C	-	-	F1	H.M.	-	-
001 PUBLIC ENTRANCE	1400	2300	45mm	H.M.	PTD	H	TEMP/INSUL	3/4 HR	F1	H.M.	-	FRAME 3/4 HR FRR
002 STAFF ENTRANCE	2 x 1400	2300	45mm	H.M.	PTD	I	TEMP/INSUL	3/4 HR	F2	H.M.	-	EXTERIOR INSULATED DOOR
002A STAFF ENTRANCE	900	2100	45mm	H.M.	PTD	E	TEMP/INSUL	3/4 HR	F2	H.M.	-	FRAME 3/4 HR FRR
003 HALLWAY	900	2100	45mm	H.M.	PTD	E	TEMP/INSUL	3/4 HR	F2	H.M.	-	FRAME 3/4 HR FRR
003A HALLWAY	900	2100	45mm	H.M.	PTD	D	-	3/4 HR	F1	H.M.	-	FRAME 3/4 HR FRR
004 STAIRS	1400	2300	45mm	H.M.	PTD	H	TEMP/INSUL	3/4 HR	F1	H.M.	-	FRAME 3/4 HR FRR
004A STAIRS	1400	2300	45mm	H.M.	PTD	H	TEMP/INSUL	3/4 HR	F1	H.M.	-	FRAME 3/4 HR FRR
SECOND FLOOR												
203 CREW LOUNGE	900	2100	45mm	H.M.	PTD	D	-	-	F1	H.M.	-	-
204 KITCHEN AND DINING	900	2100	45mm	H.M.	PTD	D	-	-	F1	H.M.	-	-
205 LOCKER ROOM	900	2100	45mm	H.M.	PTD	D	-	-	F1	H.M.	-	-
206 EXERCISE ROOM	1400	2300	45mm	H.M.	PTD	H	-	-	F1	H.M.	-	-
208 CHANGE RM 1	900	2100	45mm	H.M.	PTD	C	-	-	F1	H.M.	-	-
209 CHANGE RM 2	900	2100	45mm	H.M.	PTD	C	-	-	F1	H.M.	-	-
210 WASHROOM 1	900	2100	45mm	H.M.	PTD	C	-	-	F1	H.M.	-	-
211 WASHROOM 2	900	2100	45mm	H.M.	PTD	C	-	-	F1	H.M.	-	-
212 WASHROOM 3	900	2100	45mm	H.M.	PTD	C	-	-	F1	H.M.	-	-
213 WASHROOM 4	900	2100	45mm	H.M.	PTD	C	-	-	F1	H.M.	-	-
214 DORMITORY	900	2100	45mm	H.M.	PTD	C	-	-	F1	H.M.	-	-
004B STAIRS	1400	2300	45mm	H.M.	PTD	H	TEMP/INSUL	3/4 HR	F1	H.M.	-	FRAME 3/4 HR FRR
005 BALCONY	900	2100	45mm	H.M.	PTD	D	TEMP/INSUL	3/4 HR	F1	H.M.	-	FRAME 3/4 HR FRR



- GENERAL NOTES:
1. VERIFY ALL DIMENSIONS PRIOR TO CONSTRUCTION.
  2. DO NOT SCALE DRAWINGS. USE WRITTEN DIMENSIONS.
  3. USE ONLY LATEST REVISED DRAWINGS.
  4. REPORT ANY ERRORS OR OMISSIONS TO THE ARCHITECT OR DESIGN ENGINEER AS APPLICABLE.
  5. THE DRAWINGS ARE THE PROPERTY OF THE ARCHITECT AND MUST BE RETURNED UPON THE COMPLETION OF THE PROJECT. ANY UNAUTHORIZED USE IS PROHIBITED.

NUMBER: DATE: DESCRIPTION:

ARCHITECT'S SEAL:



COMPANY NAME AND LOGO:  
PROJECT NAME:  
FIRE STATION 123

DRAWN BY: HARPUNEET KAUR DATE DRAWN: APRIL 16, 2023

SHEET TITLE:  
DOOR SCHEDULE

SCALE: SHEET NUMBER:  
A803